

Excess deaths in Alberta surge past 10,000 - evidence of government cover-up (Part 2)

The booster shots were an even bigger disaster than the first 2 doses...



DR. WILLIAM MAKIS MD

FEB 8, 2023 · PAID



35



12



Share



Alberta Premier Jason Kenney's government proudly posted COVID-19 "vaccine outcomes" on its website starting in June 2021, claiming bogus vaccine efficacy of 93% for Moderna, 90% for Pfizer and 88% for AstraZeneca. The only problem: it was all a big lie.

By January 2022, the double vaccinated were the sickest group of all Albertans, flooding the hospitals with destroyed immune systems. That's when the Alberta government cover-ups became more brazen, as AHS and CMOH Dr. Deena Hinshaw pushed forward to force booster shots on Alberta's entire population. The third COVID jab would turn out to be an even bigger disaster in 2022...

The COVID-19 vaccine 2-dose series: how it started vs how it's going...

Alberta Premier Jason Kenney must have thought he was going to be a hero. The Alberta government introduced the "vaccine outcomes" section on its website on June 3, 2021, showing 93% vaccine effectiveness for Moderna and 90% for Pfizer ([click here](#)).

You could see the data was presented in such a way as to make the single vaccinated WANT to get their 2nd jab (using words like "partial vaccination" and "require two doses"):

Table 3. COVID-19 vaccine effectiveness in Alberta by vaccine manufacturer

| Vaccine | Vaccine Effectiveness: Partial (95% CI) | Vaccine Effectiveness: Complete (95% CI) |
|---------|-----------------------------------------|------------------------------------------|
| Moderna | 82% (80 to 84%) | 93% (90 to 96%) |
| Pfizer | 73% (72 to 74%) | 90% (88 to 91%) |

Table 4. COVID-19 vaccine effectiveness against variants of concern in Alberta

| Variant of Concern | Vaccine Effectiveness: Partial (95% CI) | Vaccine Effectiveness: Complete (95% CI) |
|----------------------|-----------------------------------------|------------------------------------------|
| B.1.1.7 UK Variant | 73% (72 to 75%) | 91% (89 to 92%) |
| P1 Brazilian Variant | 75% (68 to 81%) | 89% (77 to 95%) |

Note:

- (a) Vaccine effectiveness estimates include 95% confidence intervals (CI) and describes the protection against symptomatic infection. Vaccine effectiveness for hospitalization and death could have different estimates.
- (b) Vaccine effectiveness estimates for AstraZeneca/other products and emerging variants are not provided due to limited sample sizes, which make estimates unstable and difficult to interpret. Information on other vaccine products and variants will be provided when estimates become stable
- (c) Partial vaccination: people are considered partially vaccinated 14 days after their first dose of a two dose series (for vaccines that require two doses)
- (d) Effectiveness: how well a vaccine prevents the outcome of interest in the real world

89% effectiveness against the unknown “P1 Brazilian variant”? Where do I sign up?

Of course, there was no scientific reference for those “vaccine effectiveness” numbers, so Albertans had to take the government’s word for it all.

“We will continue to be your single source of truth...remember that unless you hear it from us, it is not the truth.” - New Zealand PM Jacinda Ardern.

On July 22, 2021, Alberta government added information on the “other clot shot”: AstraZeneca - 88% effective! ([click here](#))

https://alberta.ca/stats/covid-19-alberta-statistics.htm

5,362 captures

15 May 2020 - 2 Feb 2023

Go JUN JUL AUG 2020 22 2021 2022 About this capture

Table of contents

Table 3. COVID-19 vaccine effectiveness in Alberta by vaccine manufacturer

| Vaccine | Vaccine Effectiveness: Partial (95% CI) | Vaccine Effectiveness: Complete (95% CI) |
|-------------|-----------------------------------------|------------------------------------------|
| AstraZeneca | 61% (58 to 63%) | 88% (80 to 93%) |
| Moderna | 81% (80 to 82%) | 92% (89 to 93%) |
| Pfizer | 75% (74 to 76%) | 90% (89 to 91%) |

They really did go all out on the COVID-19 vaccine data tampering in June 2021. Looking at the unvaccinated, you would think they'd all be dead very soon:

https://www.alberta.ca/stats/covid-19-alberta-statistics.htm

5,362 captures

15 May 2020 - 2 Feb 2023

Go MAY JUN JUL 2020 03 2021 2022 About this capture

Table of contents

- **96%** of cases (120,224/125,249) since Jan 1, 2021 were unvaccinated or diagnosed within two weeks from the first dose immunization date
- **93.4%** of hospitalized cases (4,974/5,324) since Jan 1, 2021 were unvaccinated or diagnosed within two weeks from the first dose immunization date
- **88.4%** of COVID-19 deaths (624/706) since Jan 1, 2021 were unvaccinated or diagnosed within two weeks from the first dose immunization date

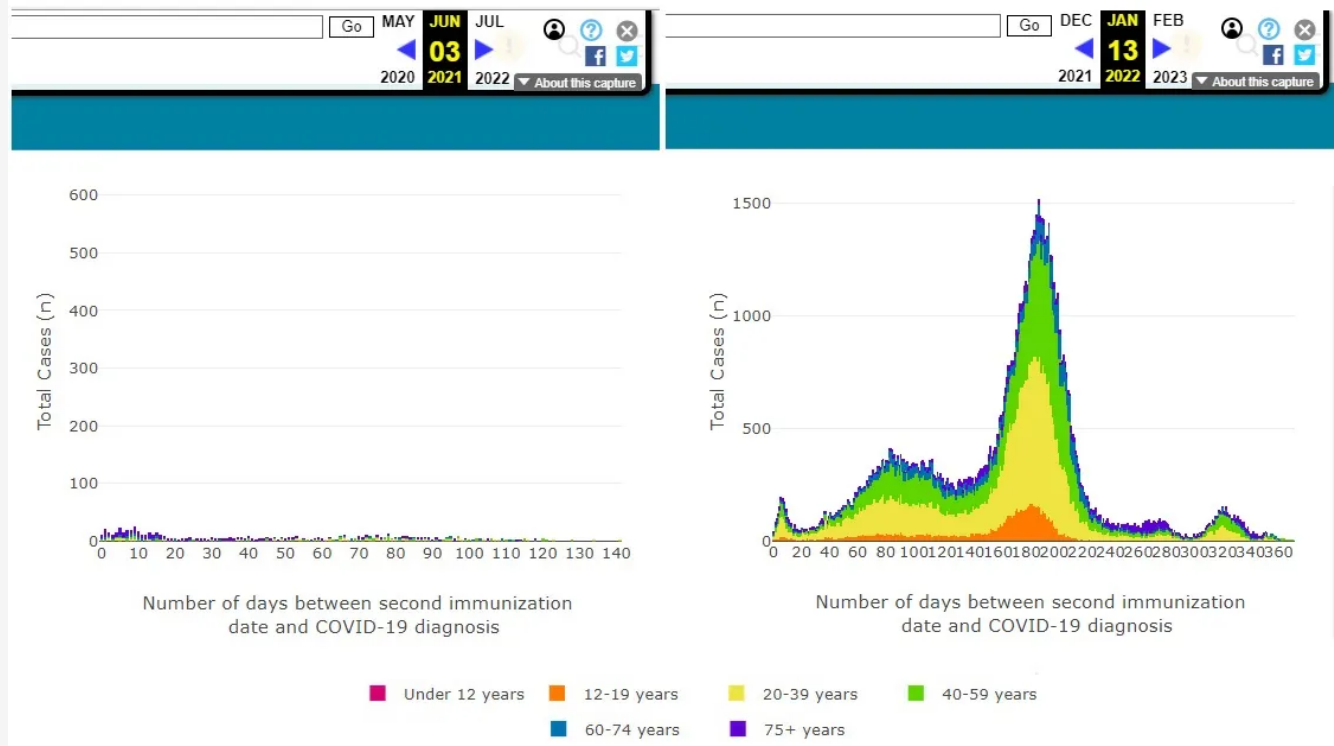
Never mind the questionable counting from Jan.1, 2021 when everyone was unvaccinated. This is a “pandemic of the unvaccinated”! Proclaimed Public Health Chief Dr.Deena Hinshaw ([click here](#)).

Well, it turned out the “pandemic of the unvaccinated” was also a fraud, as Alberta government’s own graphs of “vaccine outcomes” had really gone sour. Badly.

How it started...

vs

How it's going...

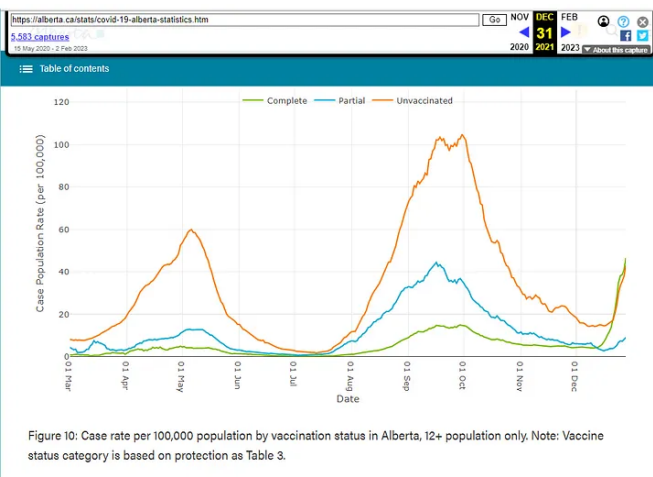
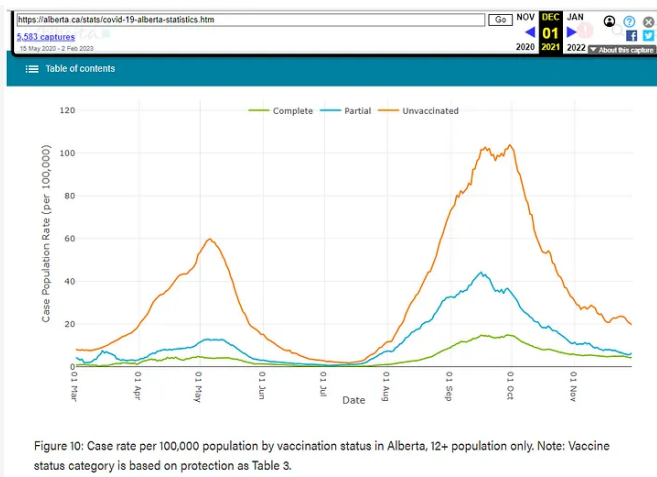


THAT is the picture of 10,000's of double vaccinated Albertans with destroyed immune systems getting SICK with COVID-19 (and everything else). This "pandemic of the double vaccinated" should have ended the COVID-19 vaccine rollout.

Alberta Premier Jason Kenney bet big on big pharma and went from "hero" to "zero". Now, there was nothing left to do but cover it all up. So the government simply deleted this data on January 14, 2022. Permanently. ([click here](#))

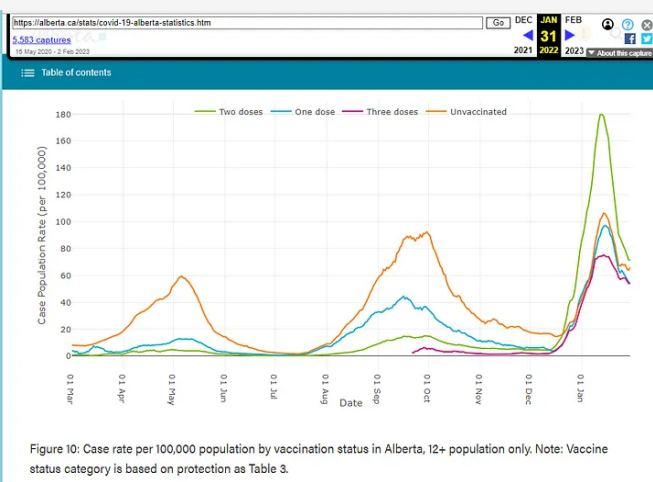
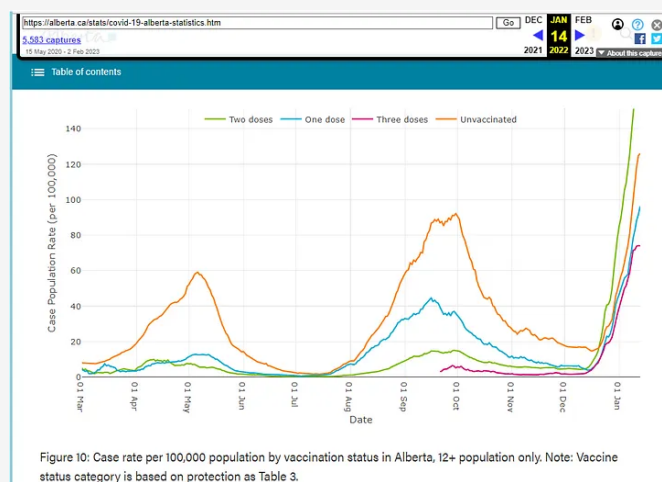
Tripling down with booster shots....and it works...for a bit

Alberta government's manipulation of the case rate data made the COVID-19 vaccine 2-doses look good until late December 2021, when it all started to fall apart:



In late December 2021, the double vaccinated took the lead with the highest COVID case rate of any group (top right). This is where the immune system destruction of the double vaccinated finally caught up with Alberta government's heavily manipulated data.

But AHS and Public Health pressed on with COVID-19 booster shots, and it seemed to work, at least initially....



In January 2022, Alberta faced wave #5 with Omicron BA.1. The double vaccinated were by far the sickest group of all Albertans, but the triple vaccinated seemed to have the best “protection” of all. So go get your booster shot!

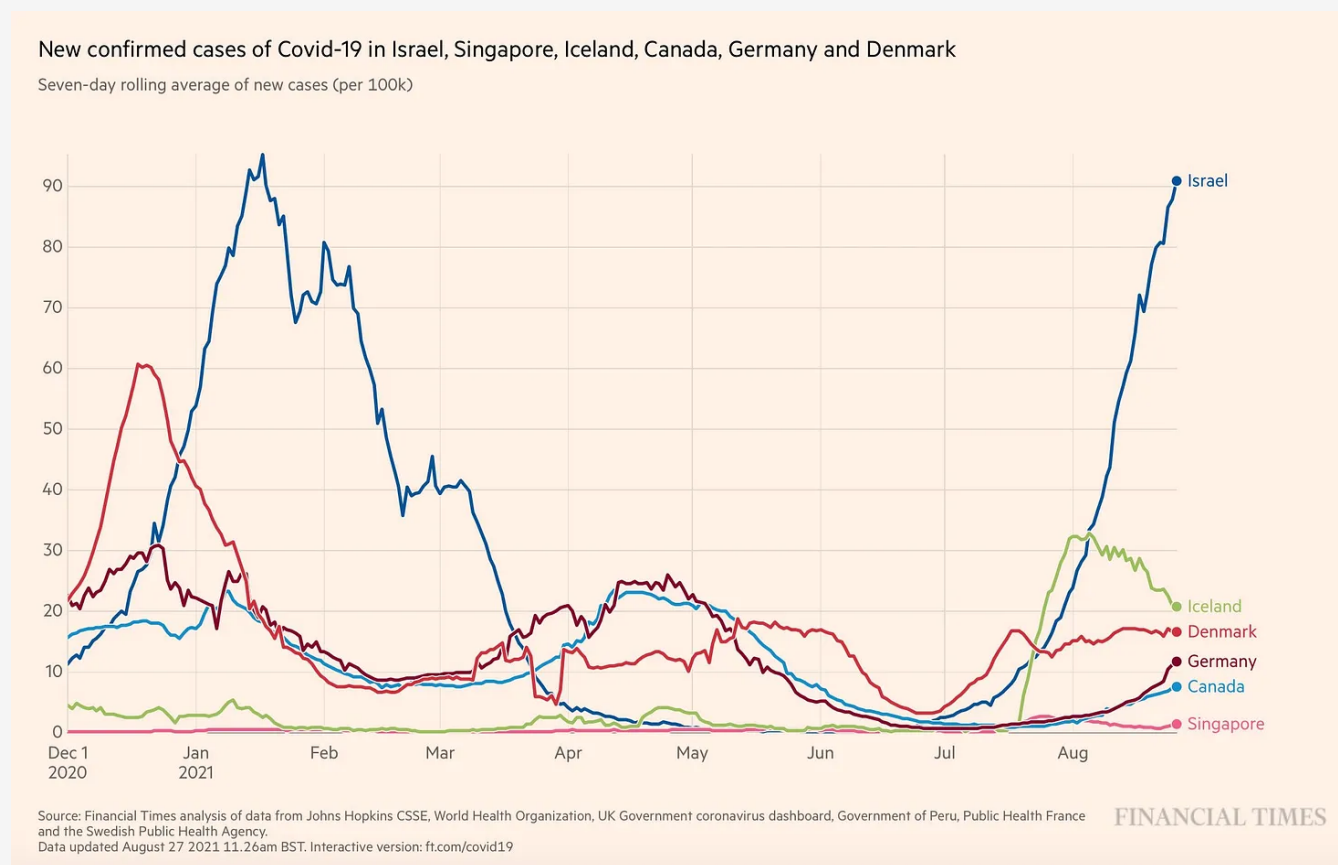
“Go & get that third booster dose of vaccine as soon as you’re eligible” Dr. Mark Joffe says given the rapid spread of the Omicron variant. **“If you’re an Albertan who is not yet**

vaccinated, you should RUN, not WALK, to get vaccinated. AHS Vice President Dr. Mark Joffe, Dec. 17, 2021 ([click here](#)).

If the name sounds familiar, it should. New Alberta Premier Danielle Smith tapped the Ivermectin hating Dr. Mark Joffe to replace Dr. Deena Hinshaw as Public Health Chief on Nov. 14, 2022 ([click here](#)). From bad to much worse.

COVID-19 Booster shot failure in Alberta...

I started talking about COVID-19 booster failure in Israel on Twitter in August 2021 (until Twitter restores my account and all my posts, you have to take my word for it).

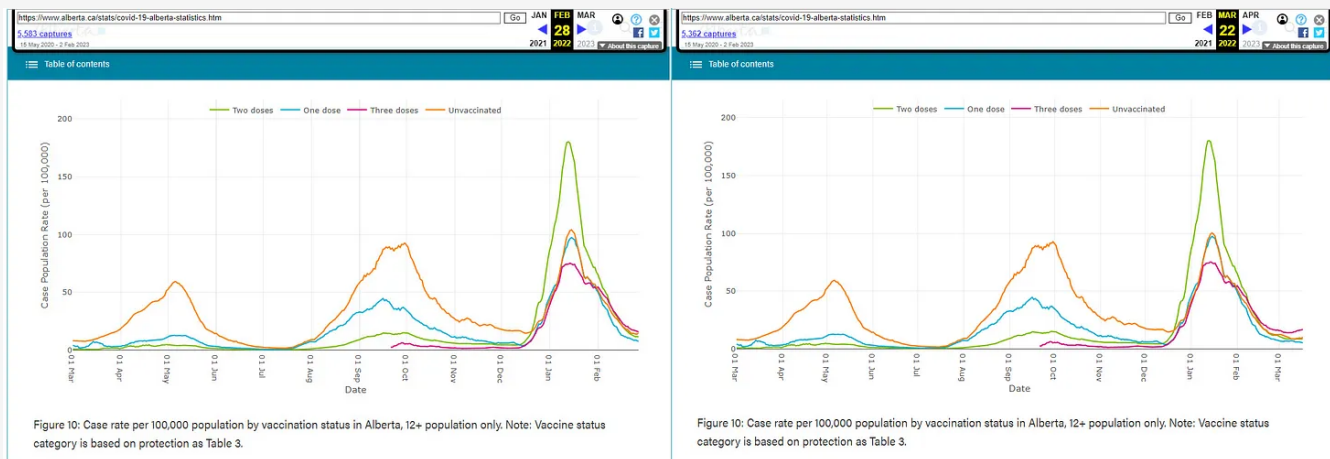


It's not like the evidence was hard to find. There is even a New York Times August 18, 2021 article titled: "*Israel, once the model for beating Covid, faces new surge of infections... Israel now has one of the highest infection rates in the world, raising questions about the vaccine's efficacy*". ([click here](#)).

In October 2021, Israeli Health Authorities admitted that almost all the deaths were in the vaccinated and that the booster shots were causing “immuno...erosion”, in a video that is now difficult to find ([click here](#)).

Yet, it seems Alberta’s grossly incompetent health leaders didn’t pay attention to Israel’s obvious COVID-19 mRNA booster failure, which was known to every competent doctor and scientist around the world as of August 2021.

Looking in hindsight, the COVID-19 booster shot in Alberta started to fail on January 31, 2022, and failed completely around February 15, 2022, although Alberta’s mainstream media never reported it.



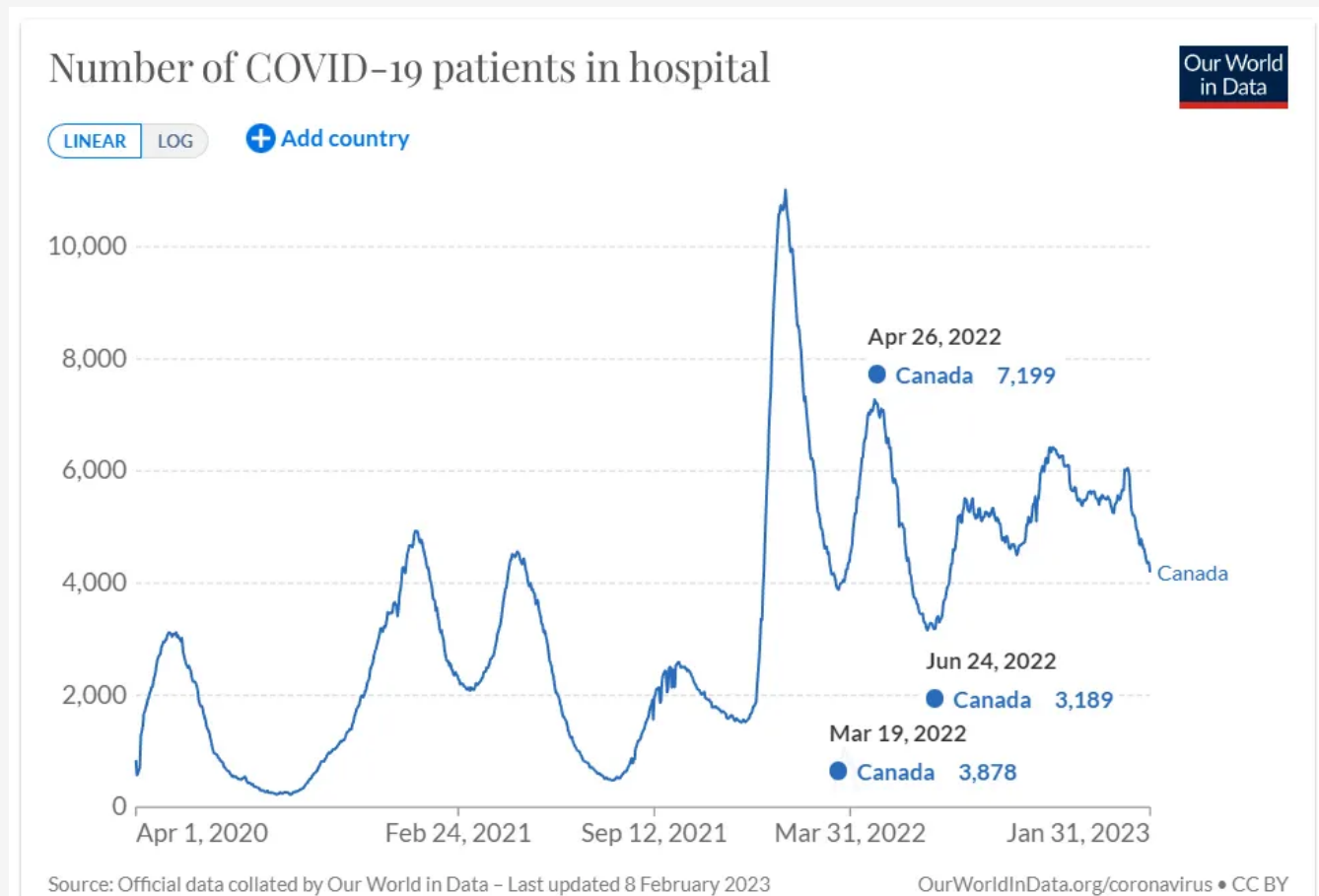
The “protection” of the booster shot apparently lasted only two months. By January 31, 2022 the unvaccinated were doing better than the triple vaccinated and by February 15, 2022, the triple vaccinated took the lead from the poor double vaccinated, in having the highest COVID-19 case rate of any group of Albertans (above left).

But Alberta was coming out of the big Omicron wave, so the Alberta government ignored the obvious failure of the 1st COVID-19 booster shot, as cases were falling across the board.

March 22, 2022 was the last time the Alberta government would ever put out this graph (look above to the right). The triple vaccinated case rate, which was the worst of any group of Alberta, started to rise again, into what would become COVID Wave #6.

Someone in the government knew that a new COVID-19 wave was coming and it would be led by the triple vaccinated, who were already doing worse than the double vaccinated (who themselves were absolutely devastated in wave #5 in Jan 2022).


On March 23, 2022, just as COVID-19 wave #6 started, led by the triple vaccinated, the Alberta government removed these case rate graphs by vaccination status from their website. Permanently.



COVID-19 Wave 6 lasted from March 19, 2022 until June 24, 2022. On March 19, 2022, the triple vaccinated made up 33% of the hospitalizations, and by June 24, 2022, the triple vaccinated made up 52% of the hospitalizations. This was a “pandemic of the triple vaccinated”.


| | | | |
|-----------------------------------------------------------------------------------------------------------------------------------------|-----------------------|------------------|--------------------|
| https://alberta.ca/stats/covid-19-alberta-statistics.htm | | | |
| 5,362 captures | | | |
| 15 May 2020 - 2 Feb 2023 | | | |
| <div> <div>Table of contents</div> </div> | | | |
| Currently hospitalized | Three doses | 320 | 33.13 |
| Currently hospitalized | Two doses | 304 | 31.47 |
| Currently hospitalized | One dose | 39 | 4.04 |
| Currently hospitalized | Unvaccinated | 303 | 31.37 |
| https://alberta.ca/stats/covid-19-alberta-statistics.htm | | | |
| 5,362 captures | | | |
| 15 May 2020 - 2 Feb 2023 | | | |
| <div> <div>Table of contents</div> </div> | | | |
| Table 2. COVID-19 case outcomes in Alberta by vaccine status. Counts are provided for those currently identified as being hospitalized. | | | |
| Outcome | Vaccine status | Count (n) | Percent (%) |
| Currently hospitalized | Three doses | 343 | 51.89 |
| Currently hospitalized | Two doses | 178 | 26.93 |
| Currently hospitalized | One dose | 19 | 2.87 |
| Currently hospitalized | Unvaccinated | 121 | 18.31 |

In part 3, I will examine the absolute decimation of the triple vaccinated in Alberta, and what would ultimately become one of Alberta government’s most shocking cover-ups of the entire pandemic - the July 2022 permanent removal of ALL DATA by vaccination status.




35 Likes

12 Comments



Write a comment...



Camilla

Feb 8

♥ Liked by Dr. William Makis MD

Thanks for laying this all bare in an easy to parse manner, Dr Makis. I was writing about these stats to Jason Kenney and Jason Copping pretty regularly, by email, from late 21 through mid

22, never getting replies. Then lo and behold, I got this reply from Copping, dated July 11/22:

"Thank you for your emails to Premier Kenney and me regarding COVID-19 vaccines. As Minister of Health, I appreciate the opportunity to respond on behalf of the Government of Alberta.

Current available evidence does indicate that COVID-19 vaccine protection against infection by the Omicron variant is generally lower than it was against previous strains of the virus; however, protection against severe outcomes, like hospitalization and death, remain strong, particularly after a booster dose. Detailed information can be found at alberta.ca/vaccine; scroll to "About the Vaccines" and select "Vaccine Effectiveness against Omicron".

With respect to hospitalization data for individuals with COVID-19, it is important to look at the number of Albertans in each of the vaccinated and unvaccinated groups, and consider the proportion of individuals who were hospitalized from each group. You may be interested to know that hospitalization rates, in fact, continue to be higher among unvaccinated individuals compared to those who are fully vaccinated and those who have received a booster dose. For more information about COVID-19 hospitalization rates in Alberta, please visit COVID-19 Alberta Statistics."

I was astounded. He seemed completely oblivious to the fact that the stats to which he referred me showed the complete opposite of what he was saying, so I replied immediately with the following, (sorry, the images I sent him do not show up here, but they are screen shots right off his own AB statistics website, and those of the UK and BC)

[Expand full comment](#)

❤️ LIKED (4) 💬 REPLY ↗️ SHARE ...

2 replies by Dr. William Makis MD and others



Old School Counselor Writes Old School Counselor Feb 8 ❤️ Liked by Dr. William Makis MD

What does a people do when their fellow citizens in a government are covering up crimes they committed against them?

❤️ LIKED (2) 💬 REPLY ↗️ SHARE ...

10 more comments...

