

# THIS SPREADSHEET SHOWS ALL DATA FROM TI

<https://health-infobase.canada.ca/covid-19/cases-follo>

UNVACCINATED = UNVXD

NOT YET PROTECTED = CS NOT PRT

PARTIALY VACCINATED = PART VXD

FULLY VACCINATED = FULL VXD

## START OF DATA TRACKING

	NOV 6TH 2021	UN-VAX
These are the numbers as reported on the Canadian Government website <b>SINCE DEC. 14, 2020</b>	<b>SINCE DEC 14 2020</b>	695,396
	SINCE DEC 14, 2020 %	81.30%
	<b>ACTUAL WEEKLY %</b>	

	20TH 2021	UN-VAX
NUMBERS AND PERCENTAGES AS REPORTED ON THE Canadian Government website <b>SINCE DEC. 14, 2020</b>	<b>SINCE DEC 14 2020</b>	702,434
	SINCE DEC 14, 2020 %	80.40%
THESE ARE THE NUMBERS FOR ONE WEEK	NOV 6TH- NOV 20TH 2021	7,038
THESE ARE THE PERCENTAGES FOR ONE WEEK	<b>ACTUAL WEEKLY PERCENT</b>	37.80%

	NOV 27TH 2021	UN-VAX
NUMBERS AND PERCENTAGES AS REPORTED ON THE Canadian Government website <b>SINCE DEC. 14, 2020</b>	SINCE DEC 14 2020	705,725
	SINCE DEC 14, 2020 %	79.90%
THESE ARE THE NUMBERS FOR ONE WEEK	NOV 20- NOV 27TH 2021	3,291
THESE ARE THE PERCENTAGES FOR ONE WEEK	<b>ACTUAL WEEKLY PERCENT</b>	34.70%

	DATE	UN-VAX
NUMBERS AND PERCENTAGES AS REPORTED ON THE Canadian Government website <b>SINCE DEC. 14, 2020</b>	DEC 4TH 2021	
	SINCE DEC 14 2020	709,123
	SINCE DEC 14, 2020 %	79.40%
THESE ARE THE NUMBERS FOR ONE WEEK	<b>NOV 27TH - DEC 4TH</b>	3,398
THESE ARE THE PERCENTAGES FOR ONE WEEK	<b>ACTUAL WEEKLY %</b>	33%

**CAN FULLY VXD 76.6%**

DEC 18TH 2021 UN-VAX

<b>NUMBERS AND PERCENTAGES AS REPORTED ON THE Canadian Government website SINCE DEC. 14, 2020</b> THESE ARE THE NUMBERS FOR ONE WEEK THESE ARE THE PERCENTAGES FOR ONE WEEK	SINCE DEC 14 2020	727,925
	SINCE DEC 14, 2020 %	76.80%
	DEC 4TH-DEC 18TH	18,802
	<b>ACTUAL WEEKLY %</b>	34.60%

<b>NUMBERS AND PERCENTAGES AS REPORTED ON THE Canadian Government website SINCE DEC. 14, 2020</b> THESE ARE THE NUMBERS FOR ONE WEEK THESE ARE THE PERCENTAGES FOR ONE WEEK	<b>DEC 25 2021</b>	<b>UN-VAX</b>
	SINCE DEC 14, 2020	728,415
	SINCE DEC 14, 2020 %	69.60%
	DEC 18 - DEC 25	490
	<b>ACTUAL WEEKLY %</b>	0.49%

<b>NUMBERS AND PERCENTAGES AS REPORTED ON THE Canadian Government website SINCE DEC. 14, 2020</b> THESE ARE THE NUMBERS FOR ONE WEEK THESE ARE THE PERCENTAGES FOR ONE WEEK	<b>JAN 1ST 2022</b>	<b>UN-VAX</b>
	SINCE DEC 14, 2020	741,789
	SINCE DEC 14, 2020 %	61.90%
	DEC 26TH - Jan 1st	13,374
	<b>ACTUAL WEEKLY %</b>	8.84%

<b>NUMBERS AND PERCENTAGES AS REPORTED ON THE Canadian Government website SINCE DEC. 14, 2020</b> THESE ARE THE NUMBERS FOR ONE WEEK THESE ARE THE PERCENTAGES FOR ONE WEEK	<b>JAN 9TH 2022</b>	<b>UN-VAX</b>
	1,341,192	
	SINCE DEC 14, 2020	758,702
	SINCE DEC 14, 2020 %	56.60%
	Jan 2ND-JAN 9TH	16,913
		11.77%

<b>NUMBERS AND PERCENTAGES AS REPORTED ON THE Canadian Government website SINCE DEC. 14, 2020</b> <b>THESE ARE THE NUMBERS FOR ONE WEEK</b> <b>THESE ARE THE PERCENTAGES FOR ONE WEEK</b>	SINCE DEC 14, 2020	771,095
	SINCE DEC 14, 2020 %	52.90%
	<b>Jan 9TH -JAN 15TH</b>	<b>12,393</b>
	<b>ACTUAL WEEKLY %</b>	<b>10.74%</b>
	<b>CAN FULLY VXD 78%</b>	

**THIS WEEK THE AGE GROUP 5-11 YR OLD WAS ADDED**

FROM DEC. 2020 TO NOV. 2020 **11 MONTHS**  
**LESS THAN 0.22% 5 - 11 YR OLDS WERE FULLY VAXED**

<b>THIS ADDED 120,000 UNVAXED CASES</b> <b>THESE ARE THE NUMBERS FOR ONE WEEK</b> <b>THESE ARE THE PERCENTAGES FOR ONE WEEK</b>	<b>JAN 22 2022</b>	<b>UN-VAX</b>
	SINCE DEC 14, 2020	892,033
	SINCE DEC 14, 2020 %	53.40%
	<b>Jan 16TH -JAN 22TH #'S</b>	<b>120,938</b>
	<b>Jan 16TH -JAN 22TH %'S</b>	<b>56.97%</b>

<b>FULLY VACCINATED SPLIT INTO 2 CATEGORIES</b> <b>NUMBERS AND PERCENTAGES AS REPORTED ON THE</b>	30-Jan-22	UN-VAX
	SINCE DEC 14, 2020	902,290

<b>Canadian Government website SINCE DEC. 14, 2020</b> <b>THESE ARE THE NUMBERS FOR ONE WEEK</b> <b>THESE ARE THE PERCENTAGES FOR ONE WEEK</b> <b>ALL FULLY VAXED CATEGORIES COMBINED</b>	SINCE DEC 14, 2020 %	51.90%
	<b>Jan 22 - JAN 30, 2022</b>	<b>10,176</b>
	<b>ACTUAL WEEKLY %</b>	<b>%</b>
	<b>VAX + BOOST WEEKLY</b>	

<b>NUMBERS AND PERCENTAGES AS REPORTED ON THE Canadian Government website SINCE DEC. 14, 2020</b> <b>THESE ARE THE NUMBERS FOR ONE WEEK</b> <b>THESE ARE THE PERCENTAGES FOR ONE WEEK</b> <b>ALL FULLY VAXED CATEGORIES COMBINED</b>	6-Feb-22	UN-VAX
	SINCE DEC 14, 2020	909,222
	SINCE DEC 14, 2020 %	50.90%
	<b>JAN 31 - FEB 6TH 2022</b>	<b>6,932</b>
	<b>ACTUAL WEEKLY %</b>	<b>14.92%</b>
	80.7% FULLY VXD	

<b>NUMBERS AND PERCENTAGES AS REPORTED ON THE Canadian Government website SINCE DEC. 14, 2020</b> <b>THESE ARE THE NUMBERS FOR ONE WEEK</b> <b>THESE ARE THE PERCENTAGES FOR ONE WEEK</b> <b>ALL FULLY VAXED CATEGORIES COMBINED</b>	13-Feb-22	UN-VAX
	SINCE DEC 14, 2020	913,383
	SINCE DEC 14, 2020 %	50.20%
	<b>ONE WEEK #'S</b>	<b>4,161</b>
	<b>ONE WEEK %</b>	<b>13.19%</b>
	80.7% FULLY VXD	

<b>NUMBERS AND PERCENTAGES AS REPORTED ON THE Canadian Government website SINCE DEC. 14, 2020</b> <b>THESE ARE THE NUMBERS FOR ONE WEEK</b> <b>THESE ARE THE PERCENTAGES FOR ONE WEEK</b> <b>ALL FULLY VAXED CATEGORIES COMBINED</b>	20-Feb-22	UN-VAX
	SINCE DEC 14, 2020	916,475
	SINCE DEC 14, 2020 %	49.80%
	<b>ONE WEEK #'S</b>	<b>3,092</b>
	<b>ONE WEEK %</b>	<b>13.00%</b>
	80.7% FULLY VXD	<b>23,739</b>

<b>NUMBERS AND PERCENTAGES AS REPORTED ON THE Canadian Government website SINCE DEC. 14, 2020</b> <b>THESE ARE THE NUMBERS FOR ONE WEEK</b> <b>THESE ARE THE PERCENTAGES FOR ONE WEEK</b> <b>ALL FULLY VAXED CATEGORIES COMBINED</b>	<b>27-Feb-22</b>	UN-VAX
	SINCE DEC 14, 2020	919,468
	SINCE DEC 14, 2020 %	49.30%
	<b>ONE WEEK #'S</b>	<b>2,993</b>
	<b>ONE WEEK %</b>	<b>12.57%</b>
	84.9% CAN FULLY VXD	

<b>NUMBERS AND PERCENTAGES AS REPORTED ON THE Canadian Government website SINCE DEC. 14, 2020</b> <b>THESE ARE THE NUMBERS FOR ONE WEEK</b> <b>THESE ARE THE PERCENTAGES FOR ONE WEEK</b> <b>ALL FULLY VAXED CATEGORIES COMBINED</b>	<b>MARCH 6TH 2022</b>	UN-VAX
	SINCE DEC 14, 2020	922,571
	SINCE DEC 14, 2020 %	48.90%
	FEB 27 - MARCH 5, 2022	3,103
	FEB 27 - MARCH 5, 2022	16.23%
	% FULLY VXD	

**WEEK 10**

	<b>MARCH 13TH 2022</b>	UN-VAX
<b>NUMBERS AND PERCENTAGES AS REPORTED ON THE Canadian Government website <b>SINCE DEC. 14, 2020</b></b> <b>THESE ARE THE NUMBERS FOR ONE WEEK</b> <b>THESE ARE THE PERCENTAGES FOR ONE WEEK</b> <b>ALL FULLY VAXED CATEGORIES COMBINED</b>	SINCE DEC 14, 2020	925,193
	SINCE DEC 14, 2020 %	48.60%
	MARCH 6, - MARCH 12	2,622
	MARCH 6, - MARCH 12	14.00%
<b>TOTAL FULLY VAXED</b>		

	<b>MARCH 20TH 2022</b>	UN-VAX
<b>NUMBERS AND PERCENTAGES AS REPORTED ON THE Canadian Government website <b>SINCE DEC. 14, 2020</b></b> <b>THESE ARE THE NUMBERS FOR ONE WEEK</b> <b>THESE ARE THE PERCENTAGES FOR ONE WEEK</b> <b>ALL FULLY VAXED CATEGORIES COMBINED</b>	SINCE DEC 14, 2020	928,904
	SINCE DEC 14, 2020 %	47.90%
	MARCH 13TH - 19TH 2022	3,711
	MARCH 13TH - 19TH 2022	10.10%
<b>% FULLY VXD</b>		

	<b>MARCH 27TH 2022</b>	UN-VAX
<b>NUMBERS AND PERCENTAGES AS REPORTED ON THE Canadian Government website <b>SINCE DEC. 14, 2020</b></b> <b>THESE ARE THE NUMBERS FOR ONE WEEK</b> <b>THESE ARE THE PERCENTAGES FOR ONE WEEK</b> <b>ALL FULLY VAXED CATEGORIES COMBINED</b>	SINCE DEC 14, 2020	932,814
	SINCE DEC 14, 2020 %	47.40%
	<b>ONE WEEK #'S</b>	3,910
	<b>ONE WEEK %</b>	14.43%
<b>% FULLY VXD</b>		

	<b>APRIL 3RD 2022</b>	UN-VAX
<b>NUMBERS AND PERCENTAGES AS REPORTED ON THE Canadian Government website <b>SINCE DEC. 14, 2020</b></b> <b>THESE ARE THE NUMBERS FOR ONE WEEK</b> <b>THESE ARE THE PERCENTAGES FOR ONE WEEK</b> <b>ALL FULLY VAXED CATEGORIES COMBINED</b>	SINCE DEC 14, 2020	936,665
	SINCE DEC 14, 2020 %	46.90%
	MARCH 27- APRIL 2, 2022	3,851
	<b>ONE WEEK %</b>	12.70%
<b>TOTAL FULLY VAXED</b>		

	<b>APRIL 10TH 2022</b>	UN-VAX
<b>NUMBERS AND PERCENTAGES AS REPORTED ON THE Canadian Government website <b>SINCE DEC. 14, 2020</b></b> <b>THESE ARE THE NUMBERS FOR ONE WEEK</b> <b>THESE ARE THE PERCENTAGES FOR ONE WEEK</b> <b>ALL FULLY VAXED CATEGORIES COMBINED</b>	SINCE DEC 14, 2020	941,467
	SINCE DEC 14, 2020 %	46.30%
	APRIL 3 - APRIL 9/21	4,802
	<b>ONE WEEK %</b>	13.90%
<b>TOTAL FULLY VAXED</b>		

<b>NUMBERS AND PERCENTAGES AS REPORTED ON THE Canadian Government website SINCE DEC. 14, 2020</b> <b>THESE ARE THE NUMBERS FOR ONE WEEK</b> <b>THESE ARE THE PERCENTAGES FOR ONE WEEK</b> <b>ALL FULLY VAXED CATEGORIES COMBINED</b>	<b>APRIL 17TH 2022</b>	UN-VAX
	SINCE DEC 14, 2020	945,183
	SINCE DEC 14, 2020 %	45.80%
	<b>APRIL 10 - APRIL 16</b>	3,716
	<b>ONE WEEK %</b>	11.50%
	<b>TOTAL FULLY VAXED</b>	

<b>NUMBERS AND PERCENTAGES AS REPORTED ON THE Canadian Government website SINCE DEC. 14, 2020</b> <b>THESE ARE THE NUMBERS FOR ONE WEEK</b> <b>THESE ARE THE PERCENTAGES FOR ONE WEEK</b> <b>ALL FULLY VAXED CATEGORIES COMBINED</b>	<b>APRIL 24TH 2022</b>	UN-VAX
	SINCE DEC 14, 2020	957,210
	SINCE DEC 14, 2020 %	45.50%
	<b>APRIL 17TH -APRIL 23RD</b>	12,027
	<b>ONE WEEK %</b>	30.00%
	<b>TOTAL FULLY VAXED</b>	

<b>NUMBERS AND PERCENTAGES AS REPORTED ON THE Canadian Government website SINCE DEC. 14, 2020</b> <b>THESE ARE THE NUMBERS FOR ONE WEEK</b> <b>THESE ARE THE PERCENTAGES FOR ONE WEEK</b> <b>ALL FULLY VAXED CATEGORIES COMBINED</b>	APRIL 24TH-APRIL 30TH	UN-VAX
	SINCE DEC 14, 2020	960,184
	SINCE DEC 14, 2020 %	45.10%
	<b>ONE WEEK #'S</b>	2,974
	<b>ONE WEEK %</b>	11.00%
	<b>% FULLY VXD</b>	

<b>NUMBERS AND PERCENTAGES AS REPORTED ON THE Canadian Government website SINCE DEC. 14, 2020</b> <b>THESE ARE THE NUMBERS FOR ONE WEEK</b> <b>THESE ARE THE PERCENTAGES FOR ONE WEEK</b> <b>ALL FULLY VAXED CATEGORIES COMBINED</b>	<b>MAY 8TH 2022</b>	WEEK 18
	SINCE DEC 14, 2020	UN-VAX
	<b>% OF REPORTED</b>	962,522
	<b>MAY 1, TO MAY 7 #</b>	45.00%
	<b>MAY 1, TO MAY 7 %</b>	2,338
	<b>MAY 1, TO MAY 7</b>	19.10%
<b>TOTAL FULLY VAXED</b>		

## WEEK 19

<b>NUMBERS AND PERCENTAGES AS REPORTED ON THE Canadian Government website SINCE DEC. 14, 2020</b> <b>THESE ARE THE NUMBERS FOR ONE WEEK</b> <b>THESE ARE THE PERCENTAGES FOR ONE WEEK</b> <b>ALL FULLY VAXED CATEGORIES COMBINED</b>	<b>MAY 15TH 2022</b>	UN-VAX
	SINCE DEC 14, 2020	964,231
	<b>% OF REPORTED</b>	44.50%
	<b>MAY 8 TO MAY 15 #</b>	1,709
	<b>MAY 8 TO MAY 15 %</b>	6.91%
	<b>MAY 8 TO MAY 15 %</b>	<b>TOTAL FULLY VAXED</b>

## WEEK 20

**MAY 22ND 2022**

UN-VAX

NUMBERS AND PERCENTAGES AS REPORTED ON THE  
Canadian Government website **SINCE DEC. 14, 2020**

SINCE DEC 14, 2020

966,280

% OF REPORTED

44.20%

THESE ARE THE NUMBERS FOR ONE WEEK

**MAY 15 TO MAY 21**

**2,049**

THESE ARE THE PERCENTAGES FOR ONE WEEK

**MAY 15 TO MAY 21**

**9.00%**

TOTALS FOR THE WEEK

**MAY 15 TO MAY 21**

**TOTAL CASES**

ALL FULLY VAXED CATEGORIES COMBINED

**MAY 15 TO MAY 21**

**L FULLY VAXED**

## WEEK 21

**MAY 29TH 2022**

UN-VAX

NUMBERS AND PERCENTAGES AS REPORTED ON THE  
Canadian Government website **SINCE DEC. 14, 2020**

SINCE DEC 14, 2020

966,267

% OF REPORTED

43.00%

THESE ARE THE NUMBERS FOR ONE WEEK

**MAY 22 TO MAY 28TH**

**-13**

THESE ARE THE PERCENTAGES FOR ONE WEEK

**MAY 22 TO MAY 28TH**

**-0.02%**

ALL FULLY VAXED CATEGORIES COMBINED

**MAY 22 TO MAY 28TH**

**L FULLY VAXED**

## FIRST JUNE 5, 2022 REPORT

**NOT YET PROTECTED AND PART VAXED REMOVED**

## WEEK 22

DATE

UNVAXD

**JUNE 5 2022**

NUMBERS AND PERCENTAGES AS REPORTED ON THE  
Canadian Government website **SINCE DEC. 14, 2020**

SINCE DEC. 14, 2020

968,620

SINCE DEC. 14, 2020 %

42.90%

THESE ARE THE NUMBERS FOR ONE WEEK

**MAY 28-JUNE 5**

2,353

THESE ARE THE PERCENTAGES FOR ONE WEEK

**MAY 28-JUNE 5**

%

ALL FULLY VAXED CATEGORIES COMBINED

**TOTAL FULLY VAXED**

## SECOND JUNE 5, 2022 REPORT

**REMOVED FROM ARCHIVES**

This week they divided the fully vaccinated into

**3 FULLY VACCINATED CATEGORIES**

THIS DIVIDES THE NUMBERS AND PERCENTAGES

## WEEK 23

DATE

UNVAXD

**5-Jun-22**

NUMBERS AND PERCENTAGES AS REPORTED ON THE  
Canadian Government website **SINCE DEC. 14, 2020**

SINCE DEC. 14, 2020

968,043

SINCE DEC. 14, 2020 %

42.80%

THESE ARE THE NUMBERS FOR ONE WEEK

**MAY 28-JUNE 5**

THESE ARE THE PERCENTAGES FOR ONE WEEK

**MAY 28-JUNE 5**

%

ALL FULLY VAXED CATEGORIES COMBINED

**TOTAL FULLY VAXI**

## CATEGORY'S NOT PROTECTED & PART VAXED REMOVED.

### FULLY VACCINATED SPLIT INTO 3 CATEGORIES

## WEEK 24

DATE

UNVAXD

**JUNE 12 2022**

NUMBERS AND PERCENTAGES AS REPORTED ON THE  
Canadian Government website **SINCE DEC. 14, 2020**  
THESE ARE THE NUMBERS FOR ONE WEEK  
THESE ARE THE PERCENTAGES FOR ONE WEEK  
ALL FULLY VAXED CATEGORIES COMBINED

SINCE DEC. 14, 2020  
SINCE DEC. 14, 2020 %  
**JUNE 5 - JUNE 12**  
**JUNE 5 - JUNE 12**

968,484  
42.80%  
%

**TOTAL FULLY VAXED**

## CATEGORY NAME CHANGE TO PRIMARY SERIES

DATE

UNVAXD

### REMOVED FROM ARCHIVES

**JUNE 19 2022**

NUMBERS AND PERCENTAGES AS REPORTED ON THE  
Canadian Government website **SINCE DEC. 14, 2020**  
THESE ARE THE NUMBERS FOR ONE WEEK  
THESE ARE THE PERCENTAGES FOR ONE WEEK  
ALL FULLY VAXED CATEGORIES COMBINED

SINCE DEC. 14, 2020  
SINCE DEC. 14, 2020 %  
**JUNE 12 - JUNE 19 #**  
**JUNE 12 - JUNE 19 %**

**TOTAL CASES**  
970,057  
42.70%  
%

DATE

UNVAXD

### REMOVED FROM ARCHIVES

**JUNE 26 2022**

NUMBERS AND PERCENTAGES AS REPORTED ON THE  
Canadian Government website **SINCE DEC. 14, 2020**  
THESE ARE THE NUMBERS FOR ONE WEEK  
THESE ARE THE PERCENTAGES FOR ONE WEEK  
ALL FULLY VAXED CATEGORIES COMBINED

SINCE DEC. 14, 2020  
SINCE DEC. 14, 2020 %  
**JUNE 18- June 25 2022 #**  
**JUNE 18- June 25 2022 %**  
**JUNE 18- June 25 2022 %**

971,483  
42.50%  
**1,426**  
%  
**ALL FULLY VAXED**

DATE

UNVAXD

**JULY 3 2022**

NUMBERS AND PERCENTAGES AS REPORTED ON THE  
Canadian Government website **SINCE DEC. 14, 2020**  
THESE ARE THE NUMBERS FOR ONE WEEK  
THESE ARE THE PERCENTAGES FOR ONE WEEK  
ALL FULLY VAXED CATEGORIES COMBINED

SINCE DEC. 14, 2020  
SINCE DEC. 14, 2020 %  
**JUNE 25-July 2 2022 #**  
**JUNE 25-July 2 2022 %**  
**JUNE 25-July 2 2022 %**

972,661  
42.40%  
**1,178**  
%  
**ALL FULLY VAXED**

	DATE	UNVAXD
<b>REMOVED FROM ARCHIVES</b>	<b>JULY 10 2022</b>	
NUMBERS AND PERCENTAGES AS REPORTED ON THE Canadian Government website <b>SINCE DEC. 14, 2020</b>	SINCE DEC. 14, 2020	974,901
THESE ARE THE NUMBERS FOR ONE WEEK	SINCE DEC. 14, 2020 %	42.30%
THESE ARE THE PERCENTAGES FOR ONE WEEK	<b>JULY 3 TO JULY 9 2022 #</b>	<b>2,240</b>
ALL FULLY VAXED CATEGORIES COMBINED	<b>JULY 3 TO JULY 9 2022 %</b>	<b>16.90%</b>
	<b>JULY 3 TO JULY 9 2022 %</b>	<b>TOTAL FULLY VAXED</b>

## QUEBEC PRIMARY SERIES CHANGED (REMOVED QUEBEC)

	DATE	UNVAXD
<b>REMOVED FROM ARCHIVES</b>	<b>JULY 17 2022</b>	Total cases
NUMBERS AND PERCENTAGES AS REPORTED ON THE Canadian Government website <b>SINCE DEC. 14, 2020</b>	SINCE DEC. 14, 2020	976,961
THESE ARE THE NUMBERS FOR ONE WEEK	SINCE DEC. 14, 2020 %	42%
THESE ARE THE PERCENTAGES FOR ONE WEEK	<b>JULY 10-JULY 16 2022 #</b>	<b>2,060</b>
ALL FULLY VAXED CATEGORIES COMBINED	<b>JULY 10-JULY 16 2022 %</b>	<b>%</b>
	<b>JULY 10-JULY 16 2022 %</b>	<b>TOTAL FULLY VAXED</b>

	DATE	UNVAXD
<b>REMOVED FROM ARCHIVES</b>	<b>JULY 24 2022</b>	TOTAL CASES
NUMBERS AND PERCENTAGES AS REPORTED ON THE Canadian Government website <b>SINCE DEC. 14, 2020</b>	SINCE DEC. 14, 2020	980,246
THESE ARE THE NUMBERS FOR ONE WEEK	SINCE DEC. 14, 2020 %	41.90%
THESE ARE THE PERCENTAGES FOR ONE WEEK	<b>JULY 17 - JULY 23 2022 #</b>	<b>3,285</b>
WEEKLY TOTALS	<b>JULY 17 - JULY 23 2022 %</b>	<b>18.68%</b>
ALL FULLY VAXED CATEGORIES COMBINED	<b>JULY 17 - JULY 23 2022 #</b>	<b>TOTAL CASES</b>
	<b>JULY 17 - JULY 23 2022 %</b>	<b>TOTAL FULLY VAXED</b>

	DATE	UNVAXD
<b>REMOVED FROM ARCHIVES</b>	<b>JULY 31 2022</b>	TOTAL CASES
NUMBERS AND PERCENTAGES AS REPORTED ON THE Canadian Government website <b>SINCE DEC. 14, 2020</b>	SINCE DEC. 14, 2020	982,952
THESE ARE THE NUMBERS FOR ONE WEEK	SINCE DEC. 14, 2020 %	41.70%
THESE ARE THE PERCENTAGES FOR ONE WEEK	<b>JULY 24 - JULY 30 2022 #</b>	<b>2,706</b>
ALL FULLY VAXED CATEGORIES COMBINED	<b>JULY 24 - JULY 30 2022 %</b>	<b>TOTAL FULLY VAXED</b>
	<b>JULY 24 - JULY 30 2022 %</b>	<b>TOTAL FULLY VAXED</b>

	DATE	UNVAXD
<b>REMOVED FROM ARCHIVES</b>	<b>AUG 7 2022</b>	TOTAL CASES
NUMBERS AND PERCENTAGES AS REPORTED ON THE	SINCE DEC. 14, 2020	986,067



Canadian Government website **SINCE DEC. 14, 2020**

THESE ARE THE NUMBERS FOR ONE WEEK  
THESE ARE THE PERCENTAGES FOR ONE WEEK  
WEEKLY TOTALS  
ALL FULLY VAXED CATEGORIES COMBINED

SINCE DEC. 14, 2020 %

41.60%

JULY 31-AUG 6 2020 #

3,115

JULY 31-AUG 6 2020 %

21.18%

JULY 31-AUG 6 2020 #

TOTAL CASES

JULY 31-AUG 6 2020 %

TOTAL FULLY VAXED

DATE

UNVAXD

**AUG 14 2022**

NUMBERS AND PERCENTAGES AS REPORTED ON THE  
Canadian Government website **SINCE DEC. 14, 2020**

THESE ARE THE NUMBERS FOR ONE WEEK  
THESE ARE THE PERCENTAGES FOR ONE WEEK  
WEEKLY TOTALS  
ALL FULLY VAXED CATEGORIES COMBINED

SINCE DEC. 14, 2020

988,250

SINCE DEC. 14, 2020 %

41.40%

AUG 7- AUG 13 2020 #'S

2,183

AUG 7- AUG 13 2020 %

16.31%

AUG 7- AUG 13 2020 #'S

TOTAL CASES

AUG 7- AUG 13 2020 #/%

TOTAL FULLY VAXED

DATE

UNVAXD

**REMOVED FROM ARCHIVES**

NUMBERS AND PERCENTAGES AS REPORTED ON THE  
Canadian Government website **SINCE DEC. 14, 2020**

THESE ARE THE NUMBERS FOR ONE WEEK  
THESE ARE THE PERCENTAGES FOR ONE WEEK  
WEEKLY TOTALS  
ALL FULLY VAXED CATEGORIES COMBINED

SINCE DEC. 14, 2020

991,021

SINCE DEC. 14, 2020 %

41.30%

Aug 14 - AUG 20 2020

2,771

Aug 14 - AUG 20 2020

21.86%

Aug 14 - AUG 20 2020

TOTAL CASES

Aug 14 - AUG 20 2020

TOTAL FULLY VAXED

DATE

UNVAXD

**AUG 28 2022**

NUMBERS AND PERCENTAGES AS REPORTED ON THE  
Canadian Government website **SINCE DEC. 14, 2020**

THESE ARE THE NUMBERS FOR ONE WEEK  
THESE ARE THE PERCENTAGES FOR ONE WEEK  
WEEKLY TOTALS  
ALL FULLY VAXED CATEGORIES COMBINED

SINCE DEC. 14, 2020

2,413,220

SINCE DEC. 14, 2020 %

993,242

Aug 21 - AUG 27 #'s

2,221

Aug 21 - AUG 27 %

15%

Aug 21 - AUG 27 #'s

Aug 21 - AUG 27 %

TC

DATE

UNVAXD

**SEPT. 25, 2022**

NUMBERS AND PERCENTAGES AS REPORTED ON THE  
Canadian Government website **SINCE DEC. 14, 2020**

THESE ARE THE NUMBERS FOR ONE WEEK  
THESE ARE THE PERCENTAGES FOR ONE WEEK

SINCE DEC. 14, 2020

2,457,576

SINCE DEC. 14, 2020 %

1,002,452

AUG 28-SEPT 25, 2022

40.80%

AUG 28-SEPT 25, 2022

9,210

21%

WEEKLY TOTALS  
ALL FULLY VAXED CATEGORIES COMBINED

**STOPPED REPORTING**

NUMBERS AND PERCENTAGES AS REPORTED ON THE  
Canadian Government website **SINCE DEC. 14, 2020**  
THESE ARE THE NUMBERS FOR ONE WEEK  
THESE ARE THE PERCENTAGES FOR ONE WEEK  
WEEKLY TOTALS  
ALL FULLY VAXED CATEGORIES COMBINED

AUG 28-SEPT 25, 2022  
AUG 28-SEPT 25, 2022

TC

DATE	UNVAXD
<b>OCT 23 2022</b>	
SINCE DEC. 14, 2020	
SINCE DEC. 14, 2020 %	%
SEPT 26 -	
SEPT 26 -	%
SEPT 26 -	<b>TOTAL CASES</b>
SEPT 26 -	<b>TOTAL FULLY VAXED</b>

DATE	UNVAXD
SINCE DEC. 14, 2020	
SINCE DEC. 14, 2020 %	%
ONE WEEK #'S	
ONE WEEK %	%
<b>TOTAL CASES</b>	
<b>TOTAL FULLY VAXED</b>	

DATE	UNVAXD
SINCE DEC. 14, 2020	
SINCE DEC. 14, 2020 %	%
ONE WEEK #'S	
ONE WEEK %	%
<b>TOTAL CASES</b>	
<b>TOTAL FULLY VAXED</b>	

DATE	UNVAXD
SINCE DEC. 14, 2020	
SINCE DEC. 14, 2020 %	%
ONE WEEK #'S	
ONE WEEK %	%
<b>TOTAL CASES</b>	
<b>TOTAL FULLY VAXED</b>	

DATE	UNVAXD
------	--------

SINCE DEC. 14, 2020	
SINCE DEC. 14, 2020 %	%
ONE WEEK #'S	
ONE WEEK %	%
TOTAL CASES	
TOTAL FULLY VAXI	

DATE	UNVAXD
SINCE DEC. 14, 2020	
SINCE DEC. 14, 2020 %	%
ONE WEEK #'S	
ONE WEEK %	%
TOTAL CASES	
TOTAL FULLY VAXI	

DATE	UNVAXD
SINCE DEC. 14, 2020	
SINCE DEC. 14, 2020 %	%
ONE WEEK #'S	
ONE WEEK %	%
TOTAL CASES	
TOTAL FULLY VAXI	

DATE	UNVAXD
SINCE DEC. 14, 2020	
SINCE DEC. 14, 2020 %	%
ONE WEEK #'S	
ONE WEEK %	%
TOTAL CASES	
TOTAL FULLY VAXI	

DATE	UNVAXD
SINCE DEC. 14, 2020	
SINCE DEC. 14, 2020 %	%
ONE WEEK #'S	


<b>ONE WEEK %</b>	<b>%</b>
<b>TOTAL CASES</b>	
<b>TOTAL FULLY VAXI</b>	

<b>DATE</b>	<b>UNVAXD</b>
<b>SINCE DEC. 14, 2020</b>	
<b>SINCE DEC. 14, 2020 %</b>	<b>%</b>
<b>ONE WEEK #'S</b>	
<b>ONE WEEK %</b>	<b>%</b>
<b>TOTAL CASES</b>	
<b>TOTAL FULLY VAXI</b>	

<b>DATE</b>	<b>UNVAXD</b>
<b>SINCE DEC. 14, 2020</b>	
<b>SINCE DEC. 14, 2020 %</b>	<b>%</b>
<b>ONE WEEK #'S</b>	
<b>ONE WEEK %</b>	<b>%</b>
<b>TOTAL CASES</b>	
<b>TOTAL FULLY VAXI</b>	

<b>DATE</b>	<b>UNVAXD</b>
<b>SINCE DEC. 14, 2020</b>	
<b>SINCE DEC. 14, 2020 %</b>	<b>%</b>
<b>ONE WEEK #'S</b>	
<b>ONE WEEK %</b>	<b>%</b>
<b>TOTAL CASES</b>	
<b>TOTAL FULLY VAXI</b>	

<b>DATE</b>	<b>UNVAXD</b>
<b>SINCE DEC. 14, 2020</b>	
<b>SINCE DEC. 14, 2020 %</b>	<b>%</b>
<b>ONE WEEK #'S</b>	
<b>ONE WEEK %</b>	<b>%</b>
<b>TOTAL CASES</b>	
<b>TOTAL FULLY VAXI</b>	



<b>CASE NUMBERS</b>	<b>UNVXD</b>
NOV 6TH- NOV 20TH 2021	7,038
NOV 20- NOV 27TH 2021	3,291
NOV 27TH - DEC 4TH	3,398
DEC 4TH-18TH 2 WEEKS	1/2 9401
DEC 4TH-18TH <b>2 WEEKS</b>	1/2 9401
DEC 18 - DEC 25	490
DEC 26TH - Jan 1st	13,374
Jan 2ND-JAN 9TH	16,913
Jan 9TH -JAN 15TH	12,393
Jan 16TH -JAN 22TH	120,938
<b>% CHANGE 1 WEEK</b>	<b>875% +</b>
	<b>UNVXD</b>
NOV 27TH - DEC 4TH	33%
DEC 4TH-18TH <b>2 WEEKS</b>	34.60%
DEC 18 - DEC 25	0.49%
DEC 26TH - Jan 1st	8.84%
Jan 2ND-JAN 9TH	11.77%
Jan 9TH -JAN 15TH	10.74%
Jan 16TH -JAN 22TH	56.97%
	<b>PLUS 430%</b>

# THE CANADIAN GOVERNMENT WEBSITE

[wing-vaccination.html](#)

## CASES

NOT PRTCD	PART VAX	FULL VAX
42,539	50,261	66,709
5%	5.90%	7.80%

## HOSPITAL

UN-VAX	NOT PRTCD	PART VAX
81.10%	6.20%	6.60%

## CASES

NOT PRTCD	PART VAX	FULL VAX
42,876	51,277	76,925
5%	5.90%	8.80%
337	1,016	10,216
1.80%	5.40%	54.90%

## HOSPITAL

UN-VAX	NOT PRTCD	PART VAX
80.60%	6.10%	6.60%

## CASES

NOT PRTCD	PART VAX	FULL VAX
43,022	51,728	82,513
4.90%	5.90%	9.30%
146	451	5,585
1.54%	4.70%	58.95%

## HOSPITAL

UN-VAX	NOT PRTCD	PART VAX
39,967	2,988	3,258
80.40%	6%	6.60%

## CASES

NOT PRTCD	PART VAX	FULL VAX
43,114	52,116	88,742
4.80%	5.80%	10%
92	388	6,229
0.91%	3.80%	61.60%

## HOSPITAL

UN-VAX	NOT PRTCD	PART VAX
40,287	3,000	3,277
80.00%	6%	6.50%
320	12	19
59%	2.20%	3.50%

## CASES

NOT PRTCD	PART VAX	FULL VAX
-----------	----------	----------

## HOSPITAL

UN-VAX	NOT PRTCD	PART VAX
--------	-----------	----------

43,471	53,171	122,843
4.60%	5.60%	13%
357	1,055	34,101
0.65%	1.90%	62.70%

### CASES

NOT PRCTCD	PART VAX	FULL VAX
43,754	54,772	219,445
4.20%	5.20%	21%
283	1,601	96,602
0.28%	1.61%	97%

### CASES

NOT PRCTCD	PART VAX	FULL VAX
44,037	56,831	354,940
3.70%	4.70%	29.60%
283	2059	135,495
0.18%	1.36%	89.60%

### CASES

NOT PRCTCD	PART VAX	FULL VAX
44,274	59,073	479,143
3.30%	4.40%	35.70%
237	2,242	124,203
0.16%	1.56%	86.49%

### CASES

44,494	61,209	581,635
3.10%	4.20%	39.90%
<b>220</b>	<b>2,136</b>	<b>102,492</b>
<b>0.19%</b>	<b>1.85%</b>	<b>88.00%</b>

40,788	3,062	3,374
79.50%	6%	6.60%
501	62	97
47%	5.88%	9.20%

### HOSPITAL

UN-VAX	NOT PRCTCD	PART VAX
41,089	3,077	3,402
78.80%	5.90%	6.50%
301	15	28
37.62%	1.87%	3.50%

### HOSPITAL

UN-VAX	NOT PRCTCD	PART VAX
41,561	3,092	3,453
77.30%	5.80%	6.40%
472	15	51
29%	0.92%	3.13%

### HOSPITAL

UN-VAX	NOT PRCTCD	PART VAX
42,412	3,103	3,553
74.90%	5.50%	6.30%
851	11	100
29%	0.37%	3.45%

### HOSPITAL

43,540	3,118	3,717
71.70%	5.10%	6.10%
<b>1,128</b>	<b>15</b>	<b>164</b>
<b>27%</b>	<b>0.36%</b>	<b>3.99%</b>

NOT PRCTCD	PART VAX	FULL VAX
50,695	79,683	648,271
3.00%	4.80%	38.80%
<b>6,201</b>	<b>18,474</b>	<b>66,636</b>
<b>2.92%</b>	<b>8.70%</b>	<b>31.39%</b>

### CASES

NOT PRCTCD	PART VAX	FULL VAX	BOOST
51,132	83,164	603,974	99,531

UN-VAX	NOT PRCTCD	PART VAX
44,907	3,154	3,925
	4.90%	6.00%
<b>1,387</b>	<b>36</b>	<b>208</b>
<b>32%</b>	<b>0.89%</b>	<b>4.85%</b>

### HOSPITAL

UN-VAX	NOT PRCTCD	PART VAX
45,918	3,181	4,080

2.90%	4.80%	34.70%	5.70%
<b>437</b>	<b>3,481</b>	<b>-44,297</b>	<b>99,531</b>
%	%	%	

55,234

## CASES

NOT PRTCD	PART VAX	FULL VAX	BOOST
51,324	85,344	624,213	116,436
2.90%	4.80%	34.90%	6.50%
<b>192</b>	<b>2,180</b>	<b>20,239</b>	<b>16,905</b>
0.04%	4.69%	%	
		79.90%	37,144

## CASES

NOT PRTCD	PART VAX	FULL VAX	BOOST
51,402	86,724	637,588	128,961
2.80%	4.80%	35.10%	7.10%
78	1,380	13,375	12,525
0.24%	4.37%	%	
		<b>82.14%</b>	<b>25,900</b>

## CASES

NOT PRTCD	PART VAX	FULL VAX	BOOST
51,466	87,698	647,438	138,720
2.80%	4.80%	35.20%	7.50%
64	974	9,850	9,759
0.26%	4.10%	41.49%	41.46%
	<b>82.60%</b>	<b>FULL VAX =</b>	<b>19,609</b>

## CASES

NOT PRTCD	PART VAX	FULL VAX	BOOST
51,531	88,463	656,541	149,613
2.80%	4.70%	35.20%	8.00%
65	765	9,103	10,893
0.27%	3.21%	38.22%	45.73%
	<b>FULL VAXED</b>	<b>83.95%</b>	<b>23,819</b>

## CASES

NOT PRTCD	PART VAX	FULL VAX	BOOST
51,554	88,952	663,100	158,563
2.70%	4.70%	35.20%	8.40%
23	489	6,559	8,950
0.12%	2.56%	34.30%	46.80%
		<b>81.10%</b>	<b>19,124</b>

66.80%	4.60%	5.90%
<b>1,011</b>	<b>27</b>	<b>155</b>
%	%	%

## HOSPITAL

UN-VAX	NOT PRTCD	PART VAX
46,694	3,203	4,210
65.30%	4.50%	5.90%
<b>776</b>	<b>22</b>	<b>130</b>
28%	0.76%	4.64%

## HOSPITAL

UN-VAX	NOT PRTCD	PART VAX
47,303	3,213	4,305
64.40%	4.40%	5.90%
609	10	95
%	%	%

## HOSPITAL

UN-VAX	NOT PRTCD	PART VAX
47,710	3,222	4,370
63.80%	4.30%	5.80%
407	9	65
30.60%	0.67%	4.90%

## HOSPITAL

UN-VAX	NOT PRTCD	PART VAX
48,143	3,226	4,428
63.10%	4.20%	5.80%
433	4	58
29.90%	0.27%	4.00%
		<b>%</b>

## HOSPITAL

UN-VAX	NOT PRTCD	PART VAX
48,618	3,227	4,482
62.40%	4.10%	5.70%
475	1	54
28.34%	0.06%	3.22%



## CASES

NOT PRCTD	PART VAX	FULL VAX	BOOST
51,572	89,384	669,222	168,011
2.70%	4.70%	35.20%	8.80%
18	432	6,122	9,448
0.09%	2.31%	32.83%	50.68%
		<b>83.90%</b>	<b>18,642</b>

## HOSPITALISA

UN-VAX	NOT PRCTD	PART VAX
48,954	3,231	4,512
61.90%	4.10%	5.70%
336	4	30
28.86%	0.34%	2.57%

## CASES

NOT PRCTD	PART VAX	FULL VAX	BOOST
51,640	90,427	690,252	178,604
2.70%	4.70%	35.60%	9.20%
68	1,043	21,030	10,593
0.18%	2.86%	57.70%	29.06%
		<b>89.63%</b>	<b>36,445</b>

## HOSPITALISA

UN-VAX	NOT PRCTD	PART VAX
49,237	3,237	4,557
61.30%	4.00%	5.70%
283	6	45
24.58%	0.52%	3.90%

## CASES

NOT PRCTD	PART VAX	FULL VAX	BOOST
51,668	90,925	698,855	192,656
2.60%	4.60%	35.50%	9.80%
28	498	8,603	14,052
0.10%	1.83%	31.75%	51.86%
		<b>85.46%</b>	<b>27,091</b>

## HOSPITALISA

UN-VAX	NOT PRCTD	PART VAX
49,836	3,254	4,626
60.70%	4.00%	5.60%
599	17	69
32.20%	0.91%	3.70%

## CASES

NOT PRCTD	PART VAX	FULL VAX	BOOST
51,696	91,496	707,126	210,146
2.60%	4.60%	35.40%	10.50%
28	571	<b>8,271</b>	<b>17,490</b>
0.09%	1.89%	27.00%	57.89%
<b>ED</b>		<b>=</b>	<b>%</b>

## HOSPITALISA

UN-VAX	NOT PRCTD	PART VAX
50,193	3,258	4,673
60.00%	3.90%	5.60%
357	4	47
23.30%	0.26%	3.00%
<b>TOTAL</b>	<b>FULLY</b>	<b>VAXED</b>

## CASES

NOT PRCTD	PART VAX	FULL VAX	BOOST
51,730	92,025	715,700	230,639
2.50%	4.50%	35.20%	11.40%
34	529	<b>8,574</b>	<b>20,493</b>
0.09%	1.53%	<b>24.90%</b>	<b>59.51%</b>
<b>ED</b>		<b>=</b>	<b>%</b>

## HOSPITALISA

UN-VAX	NOT PRCTD	PART VAX
50,461	3,263	4,713
59.21%	3.80%	5.50%
263	5	40
16.37%	0.31%	2.49%
<b>TOTAL</b>	<b>FULLY</b>	<b>VAXED</b>

## CASES

NOT PRTCD	PART VAX	FULL VAX	BOOST
51,758	92,518	723,415	250,951
2.50%	4.50%	35.10%	12.20%
28	494	<b>7,715</b>	<b>20,312</b>
0.09%	1.53%	<b>23.90%</b>	<b>62.95%</b>
<b>ED</b>		<b>=</b>	<b>%</b>

## NOT PRTCD HOSPITALISA

UN-VAX	NOT PRTCD	PART VAX
50,903	3,264	4,776
58.10%	3.70%	5.50%
442	1	63
19.00%	0.04%	2.82%
<b>TOTAL</b>	<b>FULLY</b>	<b>VAXED</b>

## CASES

NOT PRTCD	PART VAX	FULL VAX	BOOST
51,685	92,994	730,794	270,325
2.50%	4.40%	34.70%	12.90%
-69	476	7,379	19,374
%	1.20%	18.74%	49.20%
<b>ED</b>		<b>=</b>	<b>%</b>

## HOSPITALISA

UN-VAX	NOT PRTCD	PART VAX
51,721	3,266	4,831
57.40%	3.60%	5.40%
818	2	55
32.00%	0.08%	2.17%
<b>TOTAL</b>	<b>FULLY</b>	<b>VAXED</b>

## CASES

NOT PRTCD	PART VAX	FULL VAX	BOOST
51,704	93,388	736,731	286,474
2.40%	4.40%	34.60%	13.50%
19	394	5,937	16,149
0.07%	1.54%	23.44%	63.40%
		86.70%	25,473

## HOSPITALISA

UN-VAX	NOT PRTCD	PART VAX
52,009	3,267	4,888
56.50%	3.50%	5.30%
288	1	57
14.90%	0.05%	2.95%

## CASES

TOTAL CASES	2,140,702	NOT	2,149,024
NOT PRTCD	PART VAX	FULL VAX	BOOST
51,724	93,702	741,503	291,251
2.40%	4.40%	34.60%	13.60%
<b>20</b>	<b>314</b>	<b>4,772</b>	<b>4,777</b>
<b>0.16%</b>	<b>2.56%</b>	<b>39.00%</b>	<b>39.00%</b>
<b>% / #</b>		<b>78.00%</b>	<b>9,549</b>

## HOSPITALISA

UN-VAX	NOT PRTCD	PART VAX
52,314	3,269	4,933
55.90%	3.50%	5.30%
<b>305</b>	<b>2</b>	<b>45</b>
<b>20.00%</b>	<b>0.13%</b>	<b>3.00%</b>

## CASES

NOT PRTCD	PART VAX	FULL VAX	BOOST
51,737	93,950	745,048	310,462
2.40%	4.30%	34.40%	14.30%
<b>13</b>	<b>248</b>	<b>3,545</b>	<b>19,211</b>
<b>0.05%</b>	<b>1.00%</b>	<b>14.33%</b>	<b>77.69%</b>
<b>% / #</b>		<b>92.00%</b>	<b>22,756</b>

## HOSPITALISA

UN-VAX	NOT PRTCD	PART VAX
52,553	3,269	4,963
55.10%	3.40%	5.20%
<b>239</b>	<b>0</b>	<b>30</b>
<b>12.70%</b>	<b>0.00%</b>	<b>1.67%</b>

## CASES

## HOSPITALISATIONS

NOT PRTCD	PART VAX	FULL VAX	BOOST	UN-VAX	NOT PRTCD	PART VAX
51,748	94,253	749,524	326,144	52,774	3,270	4,992
2.40%	4.30%	34.30%	14.90%	54.50%	3.40%	5.20%
<b>11</b>	<b>303</b>	<b>4,476</b>	<b>15,682</b>	<b>221</b>	<b>1</b>	<b>29</b>
<b>0.05%</b>	<b>1.34%</b>	<b>19.87%</b>	<b>69.63%</b>	<b>14.30%</b>	<b>0.06%</b>	<b>1.87%</b>
			<b>22,521</b>	<b>TOTAL HOSPITALISATIONS</b>		
<b>% / #</b>			<b>89.00%</b>	<b>TOTAL FULLY VAXED % / #</b>		

## CASES

## HOSPITALISATIONS

NOT PRTCD	PART VAX	FULL VAX	BOOST	UN-VAX	NOT PRTCD	PART VAX
52,274	97,063	775,674	356,115	52,918	3,281	5,092
2.30%	4.30%	34.50%	15.80%	53.50%	3.30%	5.20%
<b>526</b>	<b>2,810</b>	<b>26,150</b>	<b>29,971</b>	<b>144</b>	<b>11</b>	<b>100</b>
<b>0.88%</b>	<b>4.72%</b>	<b>44.00%</b>	<b>50.40%</b>	<b>7.39%</b>	<b>0.56%</b>	<b>5.13%</b>
<b>% / #</b>			<b>94.00%</b>	<b>TOTAL FULLY VAXED % / #</b>		

## CASES

## HOSPITALISATIONS

PART VXD	FULLY	FULLY + 1	UNVAXD	PART VXD	FULLY
<b>REMOVED</b>	777,058	360,592	53,074	<b>REMOVED</b>	20,449
	34.40%	16%	53.20%		20.50%
	1,384	4,477	156		
	%	%	%		%
<b>% / #</b>	=	%	<b>TOTAL FULLY VAXED % / #</b>		

## CASES

## HOSPITALISATIONS

PART VXD	FULLY	FULLY + 1	<b>NEW</b> FULLY + 2	UNVAXD	PART VXD	FULLY
<b>REMOVED</b>	779,299	349,893	12,424	53,078	<b>REMOVED</b>	20,510
	<b>4.30%</b>	<b>34.50%</b>	<b>15.50%</b>	53.10%		20.50%
	%	%	%	%		%
<b>ED</b>	=	%	<b>TOTAL FULLY VAXED</b>			

CASES			NEW	HOSPITAL		
PART VXD	FULLY	FULLY + 1	FULLY + 2	UNVAXD	PART VXD	FULLY
REMOVED	780,941	353,930	13,157	53,177	REMOVED	20,693
	34.40%	15.60%	0.60%	52.80%		20.60%
	%	%	%	%		%
ED			%	TOTAL FULLY VAXED		

CASES			HOSPITAL		
PRIMARY	PRIMARY + 1	PRIMARY + 2	UNVAXD	PART VXD	PRIMARY
782,476	357,914	13,987	53,283	N/A	20,853
34.40%	15.70%	0.60%	52.60%	%	20.60%
%	%	%	%	N/A	%
				N/A	

CASES			HOSPITAL			
PART VXD	PRIMARY	PRIMARY + 1	PRIMARY + 2	UNVAXD	PART VXD	PRIMARY
	784,122	363,073	15,105	53,399	N/A	20,993
	34.30%	15.90%	0.70%	52.30%	8.20%	20.60%
	1,646				N/A	
%	%	%	%	%	N/A	%
%/#		%		TOTAL FULLY VAXED %/#		

CASES			HOSPITAL			
PART VXD	PRIMARY	PRIMARY + 1	PRIMARY + 2	UNVAXD	PART VXD	PRIMARY
	785,824	368,890	16,495	53,516	8,557	21,165
	34.30%	16.10%	0.70%	51.90%	8.30%	20.50%
	1,702	5,817	1,390	117	190	172
	%	%	%	%	%	%
%/#			8,909	TOTAL FULLY VAXED %/#		

CASES HOSPITAL

PRIMARY	PRIMARY + 1	PRIMARY + 2	UNVAXD	PART VXD	PRIMARY
787,786	375,936	18,342	53,692	N/A	21,367
34.10%	16.30%	0.80%	51.50%	8.20%	20.50%
1,962	7,046	1,847	176	N/A	202
14.83%	53.28%	13.96%	15.67%	N/A	17.98%

ED 10,855 82.08% TOTAL FULLY VAXED

## PRIMARY SERIES NUMBERS)

### CASES

PRIMARY	PRIMARY + 1	PRIMARY + 2
2,324,066		
773,183	402,140	21,288
33.30%	17.30%	0.90%
-14,603	26,204	2,946
%	%	%

### HOSPITALISATIONS

UNVAXD	PRIMARY
53,834	21,362
51.10%	20.30%
%	-5
%	%

ED % TOTAL FULLY VAXED

### CASES

PRIMARY	PRIMARY + 1	PRIMARY + 2
776,474	410,390	24,045
33.20%	17.50%	1%
3,291	8,250	2,757
18.71%	46.92%	15.67%

### HOSPITALISATIONS

UNVAXD	PART VXD	PRIMARY
54,059	N/A	21,596
50.70%	%	20.20%
225	N/A	234
17.41%	N/A	18.11%

ED 14,298 81.31% TOTAL HOSPITALISATIONS TOTAL FULLY VAXED

### CASES

PART VXD	PRIMARY	PRIMARY + 1	PRIMARY + 2
	2,357,744		12,677
N/A	779,042	417,825	26,719
%	33%	17.70%	1.10%
N/A	2,568	7,435	2,674
N/A	16.49%	47.75%	17.17%

### HOSPITALISATIONS

UNVAXD	PART VXD	PRIMARY
54,308	N/A	21,806
50.20%	%	20.20%
249	N/A	210
18.41	N/A	15.53%

ED 12,677 81.41% TOTAL FULLY VAXED

### CASES

PART VXD	PRIMARY	PRIMARY + 1	PRIMARY + 2
			11,588
N/A	781,213	424,530	29,431

### HOSPITALISATIONS

UNVAXD	PART VXD	PRIMARY
54,536	N/A	22,046

%	32.90%	17.90%	1.20%
N/A	2,171	6,705	2,712
N/A	14.76%	45.60%	18.44%

49.90%	%	20.20%
228	N/A	240
18.50%	N/A	19.48%

ED 11,588 14,703 78.81%

TOTAL HOSPITALISATIONS  
TOTAL FULLY VAXED

### CASES

### HOSPITALISATIONS

PART VXD	PRIMARY	PRIMARY + 1	PRIMARY +2
N/A	783,486	430,707	32,181
6.50%	32.80%	18%	1.30%
N/A	2,273	6,177	2,750
N/A	16.98%	46.15%	20.54%

UNVAXD	PART VXD	PRIMARY
54,707	N/A	22,235
49.50%	7.90%	20.10%
171	N/A	189
15.10%	N/A	16.69%

ED 11,200 13,383 83.68%

TOTAL HOSPITALISATIONS  
TOTAL FULLY VAXED

### CASES

### HOSPITALISATIONS

PART VXD	PRIMARY	PRIMARY + 1	PRIMARY +2
			9,901
151,768	785,391	436,089	34,795
6.30%	32.70%	18.20%	1.50%
N/A	1,905	5,382	2,614
N/A	15.03%	42.47%	20.62%

UNVAXD	PART VXD	PRIMARY
54,889	N/A	22,414
49.2% %	7.80%	20.10%
182	N/A	179
17.41%	N/A	17.12%

ED 9,901 12,672 78.13%

TOTAL HOSPITALISATIONS  
TOTAL FULLY VAXED

### CASES

### HOSPITALISATIONS

PART VXD	PRIMARY	PRIMARY + 1	PRIMARY +2
151,976	787,721	442,357	37,924
6.30%	32.60%	18.30%	1.60%
198	2,330	6,268	3,129
1.39%	16.40%	44.30%	22.11%

UNVAXD	PART VXD	PRIMARY
55,040	N/A	22,601
48.80%	7.70%	20.10%
151	N/A	187
13.90%	N/A	17.28%

TOTAL CASES 14,146  
TOTAL FULLY VAXED 11,727 = 83%

TOTAL HOSPITALISATIONS  
TOTAL FULLY VAXED

### CASES

### HOSPITALISATIONS

PART VXD	PRIMARY	PRIMARY + 1	PRIMARY +2
151,643	794,145	460,280	49,056
6.20%	32.30%	18.70%	2%
-333	6,424	17,923	11,132
%	14.30%	40.10%	24.90%

UNVAXD	PART VXD	PRIMARY
55,668		23,297
47.60%	7.50%	19.90%
628		696
14.86%	%	16.47%

TOTAL CASES  
TOTAL FULLY VAXED

35,479 44689  
79%

TOTAL HOSPITALISATIONS  
TOTAL FULLY VAXED

### CASES

### HOSPITALISATIONS

PART VXD	PRIMARY	PRIMARY + 1	PRIMARY +2	UNVAXD	PART VXD	PRIMARY
%	%	%	%	%	%	%
%	%	%	%	%	%	%

TOTAL HOSPITALISATIONS

ED

= %

TOTAL FULLY VAXED

### CASES

### HOSPITALISATIONS

PART VXD	PRIMARY	PRIMARY + 1	PRIMARY +2	UNVAXD	PART VXD	PRIMARY
%	%	%	%	%	%	%
%	%	%	%	%	%	%

TOTAL HOSPITALISATIONS

ED

= %

TOTAL FULLY VAXED

### CASES

### HOSPITALISATIONS

PART VXD	PRIMARY	PRIMARY + 1	PRIMARY +2	UNVAXD	PART VXD	PRIMARY
%	%	%	%	%	%	%
%	%	%	%	%	%	%

TOTAL HOSPITALISATIONS

ED

= %

TOTAL FULLY VAXED

### CASES

### HOSPITALISATIONS

PART VXD	PRIMARY	PRIMARY + 1	PRIMARY +2	UNVAXD	PART VXD	PRIMARY
%	%	%	%	%	%	%
%	%	%	%	%	%	%

TOTAL HOSPITALISATIONS

ED

= %

TOTAL FULLY VAXED

### CASES

### HOSPITALISATIONS

PART VXD	PRIMARY	PRIMARY + 1	PRIMARY +2	UNVAXD	PART VXD	PRIMARY
----------	---------	-------------	------------	--------	----------	---------

	%	%	%	%	%	%
	%	%	%	%	%	%
					<b>TOTAL HOSPITALISATIONS</b>	
<b>ED</b>	=			%	<b>TOTAL FULLY VAXED</b>	

### CASES

### HOSPITALISATIONS

PART VXD	PRIMARY	PRIMARY + 1	PRIMARY + 2	UNVAXD	PART VXD	PRIMARY
	%	%	%	%	%	%
	%	%	%	%	%	%
					<b>TOTAL HOSPITALISATIONS</b>	
<b>ED</b>	=			%	<b>TOTAL FULLY VAXED</b>	

### CASES

### HOSPITALISATIONS

PART VXD	PRIMARY	PRIMARY + 1	PRIMARY + 2	UNVAXD	PART VXD	PRIMARY
	%	%	%	%	%	%
	%	%	%	%	%	%
					<b>TOTAL HOSPITALISATIONS</b>	
<b>ED</b>	=			%	<b>TOTAL FULLY VAXED</b>	

### CASES

### HOSPITALISATIONS

PART VXD	PRIMARY	PRIMARY + 1	PRIMARY + 2	UNVAXD	PART VXD	PRIMARY
	%	%	%	%	%	%
	%	%	%	%	%	%
					<b>TOTAL HOSPITALISATIONS</b>	
<b>ED</b>	=			%	<b>TOTAL FULLY VAXED</b>	

### CASES

### HOSPITALISATIONS

PART VXD	PRIMARY	PRIMARY + 1	PRIMARY + 2	UNVAXD	PART VXD	PRIMARY
	%	%	%	%	%	%



	%	%	%	%	%	%	%
				<b>TOTAL HOSPITALISATIONS</b>			
<b>ED</b>	=			%	<b>TOTAL FULLY VAXED</b>		

### CASES

### HOSPITALISATIONS

PART VXD	PRIMARY	PRIMARY + 1	PRIMARY + 2	UNVAXD	PART VXD	PRIMARY	
%	%	%	%	%	%	%	
%	%	%	%	%	%	%	
				<b>TOTAL HOSPITALISATIONS</b>			
<b>ED</b>	=			%	<b>TOTAL FULLY VAXED</b>		

### CASES

### HOSPITALISATIONS

PART VXD	PRIMARY	PRIMARY + 1	PRIMARY + 2	UNVAXD	PART VXD	PRIMARY	
%	%	%	%	%	%	%	
%	%	%	%	%	%	%	
				<b>TOTAL HOSPITALISATIONS</b>			
<b>ED</b>	=			%	<b>TOTAL FULLY VAXED</b>		

### CASES

### HOSPITALISATIONS

PART VXD	PRIMARY	PRIMARY + 1	PRIMARY + 2	UNVAXD	PART VXD	PRIMARY	
%	%	%	%	%	%	%	
%	%	%	%	%	%	%	
				<b>TOTAL HOSPITALISATIONS</b>			
<b>ED</b>	=			%	<b>TOTAL FULLY VAXED</b>		

### CASES

### HOSPITALISATIONS

PART VXD	PRIMARY	PRIMARY + 1	PRIMARY + 2	UNVAXD	PART VXD	PRIMARY	
%	%	%	%	%	%	%	
%	%	%	%	%	%	%	
				<b>TOTAL HOSPITALISATIONS</b>			
<b>ED</b>	=			%	<b>TOTAL FULLY VAXED</b>		

CASES

CS NOT PRT	PART VXD	FULL VXD
337	1,016	10,216
146	451	5,585
92	388	6,229
178	527	17,050
179	528	17,051
283	1,601	96,602
283	2059	135,495
237	2,242	124,203
220	2,136	102,492
6,201	18,474	66,636

**2718% +      1764% +      -35%**

CS NOT PRT	PART VXD	FULL VXD
0.91%	3.80%	61.60%
0.65%	1.90%	62.70%
0.28%	1.61%	97%
0.18%	1.36%	89.60%
0.16%	1.56%	86.49%
0.19%	1.85%	88.85%
2.92%	8.70%	31.39%

**PLUS 1436%      PLUS 370%      MINUS -64%**

HOSPITALISATIONS

UNVXD	CS NOT PRT	PART VXD
320	12	19
250	31	48
251	31	49
301	15	28
472	15	51
851	11	100
1,128	15	164
1,387	36	208

UNVXD	CS NOT PRT	PART VXD
59%	2.20%	3.50%
47%	5.88%	9.20%
37.60%	1.87%	3.50%
29%	0.92%	3.13%
29%	0.37%	3.45%
27%	3.60%	3.99%
32%	0.89%	4.85%

**AL****DEATH**

FULL VAX	UN-VAX	NOT PRTCD	PART VAX	FULL VAX
6.10%	76.90%	7.50%	7.20%	

**AL****DEATH**

FULL VAX	UN-VAX	NOT PRTCD	PART VAX	FULL VAX
6.70%	76.40%	7.40%	9.10%	

**AL****DEATH**

FULL VAX	UN-VAX	NOT PRTCD	PART VAX	FULL VAX
3,514 7.10%	7,861 76.10%	752 7.30%	731 7.10%	981 9.50%

**AL****DEATH**

FULL VAX	UN-VAX	NOT PRTCD	PART VAX	FULL VAX
3,705 7%	7,917 75.90%	753 7.20%	734 7%	1,017 9.75%
191 35.20%	56 58.30%	1 1%	3 3.10%	36 37.50%

**AL****DEATH**

FULL VAX	UN-VAX	NOT PRTCD	PART VAX	FULL VAX
----------	--------	-----------	----------	----------

4,099
8%
394
37.30%

8,013	759	744	1,077
75.60%	7.20%	7%	10.20%
96	6	10	60
55.80%	3.40%	5.80%	34.80%

AL

## DEATH

<b>FULL VAX</b>
4,569
8.80%
470
58.75%

<b>UN-VAX</b>	<b>NOT PRTCD</b>	<b>PART VAX</b>	<b>FULL VAX</b>
8,076	761	748	1,131
75.40%	7.10%	7%	10.60%
63	2	4	54
51%	1.62%	3.25%	43%

AL

## DEATH

<b>FULL VAX</b>
5657
10.50%
1088
66.90%

<b>UN-VAX</b>	<b>NOT PRTCD</b>	<b>PART VAX</b>	<b>FULL VAX</b>
8,149	762	754	1253
74.60%	7%	6.90%	11.50%
73	1	6	122
36.13%	0%	2.97%	60.39%

AL

## DEATH

<b>FULL VAX</b>
7,592
13.40%
1935
66.79%

<b>UN-VAX</b>	<b>NOT PRTCD</b>	<b>PART VAX</b>	<b>FULL VAX</b>
8,285	765	766	1,565
72.80%	7%	6.70%	13.80%
136	3	12	312
29.37%	0.64%	2.59%	67.38%

AL

## DEATH

10,387
17.10%
<b>2795</b>
<b>68.13%</b>

8,479	770	788	2,032
70.30%	6.40%	6.50%	16.80%
<b>194</b>	<b>5</b>	<b>22</b>	<b>467</b>
<b>28.19%</b>	<b>0.72%</b>	<b>3.19%</b>	<b>67.87%</b>

<b>FULL VAX</b>
13,043
20.10%
<b>2656</b>
<b>61.95%</b>

<b>UN-VAX</b>	<b>NOT PRTCD</b>	<b>PART VAX</b>	<b>FULL VAX</b>
8,693	775	808	2,490
68.10%	6.10%	6.30%	19.50%
<b>214</b>	<b>5</b>	<b>20</b>	<b>458</b>
<b>30.70%</b>	<b>0.70%</b>	<b>2.86%</b>	<b>65.70%</b>

AL

## DEATH

<b>FULL VAX</b>	<b>BOOST</b>
12,076	3,445

<b>UN-VAX</b>	<b>NOT PRTCD</b>	<b>PART VAX</b>	<b>FULL VAX</b>
8,884	776	833	2,029

17.60%	5.00%
<b>-967</b>	<b>3,445</b>
%	
<b>2,478</b>	

66.30%	5.80%	6.20%	15.20%
<b>191</b>	<b>1</b>	<b>25</b>	<b>-461</b>
%	%	%	%
<b>33,644</b>			

AL

## DEATH

FULL VAX	BOOST
13,113	4,278
18.30%	6.00%
<b>1,037</b>	<b>833</b>
66.83%	1,870

UN-VAX	NOT PRTCD	PART VAX	FULL VAX
9,023	780	840	2,169
65.10%	5.60%	6.10%	15.70%
<b>139</b>	<b>4</b>	<b>7</b>	<b>140</b>
29.60%	0.85%	1.49%	
34,665			68%

AL

## DEATH

FULL VAX	BOOST
13,801	4,884
18.80%	6.60%
<b>688</b>	<b>606</b>
%	
<b>%</b>	<b>1,294</b>

UN-VAX	NOT PRTCD	PART VAX	FULL VAX
9,147	785	849	2,306
64.10%	5.50%	5.90%	16.20%
124	5	9	<b>137</b>
29.70%	1.19%	2.15%	%
<b>35,432</b>			<b>66.90%</b>

AL

## DEATH

FULL VAX	BOOST
14,210	5,320
19.00%	7.10%
<b>409</b>	<b>436</b>
30.84%	32.88%
<b>63.72%</b>	<b>845</b>

UN-VAX	NOT PRTCD	PART VAX	FULL VAX
9,240	786	857	2,397
63.40%	5.40%	5.90%	16.50%
93	1	8	<b>91</b>
32.00%	0.34%	2.75%	31.37%
<b>35,981</b>			<b>64.82%</b>

AL

## DEATH

FULL VAX	BOOST
14,654	5,827
19.20%	7.60%
<b>444</b>	<b>507</b>
30.70%	35.-6%
<b>FULL VAX =</b>	<b>951</b>

UN-VAX	NOT PRTCD	PART VAX	FULL VAX
9,179	779	846	2,387
63.10%	5.40%	5.80%	16.40%
<b>-61</b>	<b>-7</b>	<b>-11</b>	<b>-10</b>
%	%	%	%
<b>36,439</b>	<b>TOTAL</b>		<b>%</b>

AL

## DEATH

FULL VAX	BOOST
15,244	6,383
19.60%	8.20%
<b>590</b>	<b>556</b>
35.20%	33.17%
<b>68.38%</b>	<b>1676</b>

UN-VAX	NOT PRTCD	PART VAX	FULL VAX
9,258	779	852	2,465
62.60%	5.30%	5.80%	16.70%
79	0	6	<b>78</b>
33.19%	0.00%	2.52%	32.77%
			<b>64.29%</b>

**AL****DEATH**

FULL VAX	BOOST
15,553	6,868
19.70%	8.70%
<b>309</b>	<b>485</b>
26.50%	41.66%
<b>68.21%</b>	<b>1,164</b>

UN-VAX	NOT PRTCD	PART VAX	FULL VAX
9,313	780	856	2,525
62.20%	5.20%	5.70%	16.90%
55	1	4	<b>60</b>
29.25%	0.53%	2.12%	31.91%
			<b>68.00%</b>

**TIONS****DEATH**

FULL VAX	BOOST
15,960	7,278
19.90%	9.10%
<b>407</b>	<b>410</b>
35.36%	35.62%
<b>74.89%</b>	<b>1,151</b>

UN-VAX	NOT PRTCD	PART VAX	FULL VAX
9,372	781	867	2,615
61.70%	5.10%	5.70%	17.20%
59	1	11	<b>90</b>
28.00%	0.47%	5.20%	42.85%
			<b>71.42%</b>

**TIONS****DEATH**

FULL VAX	BOOST
16,465	7,947
20.00%	9.70%
<b>505</b>	<b>669</b>
27.16%	35.98%
<b>66.80%</b>	<b>1,859</b>

UN-VAX	NOT PRTCD	PART VAX	FULL VAX
9,426	781	870	2,665
61.40%	5.10%	5.70%	17.40%
54	0	3	<b>50</b>
30.00%	%	1.60%	27.77%
			<b>70.00%</b>

**TIONS****DEATH**

FULL VAX	BOOST
16,862	8,670
20.20%	10.40%
<b>397</b>	<b>723</b>
25.00%	47.30%
<b>=</b>	<b>%</b>

UN-VAX	NOT PRTCD	PART VAX	FULL VAX
9,465	782	872	2,711
60.90%	5.00%	5.60%	17.50%
39	1	2	<b>46</b>
22.60%	0.58%	1.16%	26.70%
<b>FULLY</b>	<b>VAXED</b>		<b>%</b>

**TIONS****DEATH**

FULL VAX	BOOST
17,207	9,623
20.20%	11.30%
<b>345</b>	<b>953</b>
<b>21.48%</b>	<b>59.33%</b>
<b>=</b>	<b>%</b>

UN-VAX	NOT PRTCD	PART VAX	FULL VAX
9,511	783	876	2,770
60.30%	5.00%	5.60%	17.60%
55	1	4	<b>59</b>
21.65%	0.39%	1.57%	<b>23.22%</b>
<b>FULLY</b>	<b>VAXED</b>		<b>%</b>

## TIONS

FULL VAX	BOOST
17,795	10,861
20.30%	12.40%
<b>588</b>	<b>1,238</b>
<b>26.34%</b>	<b>55.46%</b>
=	%

## DEATH

UN-VAX	NOT PRTCD	PART VAX	FULL VAX
9,512	782	881	2,832
59.40%	4.90%	5.50%	17.70%
1	-1	5	62
0.43%	%	2.19%	<b>27.10%</b>
<b>FULLY</b>	<b>VAXED</b>		<b>%</b>

## TIONS

FULL VAX	BOOST
18,279	12,030
20.30%	13.30%
<b>484</b>	<b>1,169</b>
19.14%	46.24%
=	%

## DEATH

UN-VAX	NOT PRTCD	PART VAX	FULL VAX
9,728	782	887	2,900
59.00%	4.70%	5.40%	17.60%
216	0	6	68
43.90%	%	1.21%	13.82%
<b>FULLY</b>	<b>VAXED</b>		<b>%</b>

## TIONS

FULL VAX	BOOST
18,721	13,172
20.30%	14.30%
<b>442</b>	<b>1,142</b>
22.90%	59.10%
82.00%	1,930

## DEATH

UN-VAX	NOT PRTCD	PART VAX	FULL VAX
10,098	796	938	3,189
57.10%	4.50%	5.30%	18.00%
370	14	51	<b>289</b>
30.70%	1.16%	4.2%	24.00%
			63.80%

## TIONS

FULL VAX	BOOST
19,162	13,875
20.50%	14.80%
<b>441</b>	<b>703</b>
<b>29.47%</b>	<b>46.99%</b>

## DEATH

UN-VAX	NOT PRTCD	PART VAX	FULL VAX
10,164	797	943	3,271
56.70%	4.40%	5.30%	18.30%
<b>66</b>	<b>1</b>	<b>5</b>	<b>82</b>
<b>30.00%</b>	<b>0.45%</b>	<b>2.29%</b>	<b>37.61%</b>
<b>TOTAL</b>	<b>DEATHS</b>	<b>260</b>	

## AL

FULL VAX	BOOST
19,459	15,105
20.40%	15.80%
<b>297</b>	<b>1,230</b>
<b>16.53%</b>	<b>68.48%</b>

## DEATH

UN-VAX	NOT PRTCD	PART VAX	FULL VAX
10,209	797	946	3,317
55.70%	4.30%	5.20%	18.10%
<b>45</b>	<b>0</b>	<b>3</b>	<b>46</b>
<b>10.92%</b>	<b>0.00%</b>	<b>0.72%</b>	<b>11.16%</b>
<b>TOTAL</b>	<b>DEATHS</b>	<b>239</b>	

AL

FULL VAX	BOOST
19,680	16,176
20.30%	16.70%
<b>221</b>	<b>1,071</b>
<b>14.32%</b>	<b>69.40%</b>
	<b>1,543</b>
<b>83.70%</b>	<b>1,292</b>


DEATH

UN-VAX	NOT PRTCD	PART VAX	FULL VAX
10,284	798	955	3,312
54.70%	4.20%	5.10%	17.60%
<b>75</b>	<b>1</b>	<b>9</b>	<b>-5</b>
<b>16.00%</b>	<b>1.98%</b>	<b>%</b>	<b>-1.10%</b>
<b>TOTAL DEATHS</b>			
<b>TOTAL FULLY</b>	<b>VAXED</b>	<b>%</b>	

AL

FULL VAX	BOOST
20,290	17,257
20.50%	17.50%
<b>610</b>	<b>1,081</b>
<b>31.34%</b>	<b>55.54%</b>
<b>87.00%</b>	<b>1,691</b>


DEATH

UN-VAX	NOT PRTCD	PART VAX	FULL VAX
10,305	800	969	3,480
53.60%	4.20%	5.00%	18.10%
<b>21</b>	<b>2</b>	<b>14</b>	<b>168</b>
<b>4.74%</b>	<b>0.45%</b>	<b>3.16%</b>	<b>38.00%</b>
<b>TOTAL FULLY VAXED % / #</b>			
			<b>91.64%</b>

AL

FULLY + 1	
17,762	N/A
17.80%	N/A
%	N/A
<b>=</b>	<b>%</b>


DEATH

UNVAXD	PART VXD	FULLY	FULLY + 1
10,333	<b>REMOVED</b>	3,507	3,790
53.20%		18.10%	19.50%
%		%	%
<b>TOTAL FULLY VAXED % / #</b>			

AL

**NEW**

FULLY + 1	FULLY + 2
17,242	649
17.50%	0.60%
%	%
<b>=</b>	<b>%</b>


DEATH

UNVAXD	PART VXD	FULLY	FULLY + 1
10,354	<b>REMOVED</b>	3,532	36,939
<b>53.00%</b>		18.10%	18.60%
%		%	%
<b>TOTAL FULLY VAXED</b>			



AL

**NEW**

FULLY + 1	FULLY + 2
17,653	694
17.50%	0.70%
%	%
<b>%</b>	

UNVAXD	
10,369	
52.80%	
%	
<b>TOTAL FULLY VAXED</b>	

PART VXD  
**REMOVED**

DEATH

FULLY	FULLY + 1
3,550	3,707
18.10%	18.90%
%	%

AL

PRIMARY + 1	PRIMARY + 2
18,021	764
17.80%	0.80%
%	%

UNVAXD
10,385
52.50%
%

PART VXD  
N/A  
%  
**N/A**  
**N/A**

DEATH

PRIMARY	PRIMARY + 1
3,577	3,781
18.10%	19.10%
%	%

AL

PRIMARY + 1	PRIMARY + 2
18,454	834
18.10%	80.00%
%	%
<b>%</b>	

UNVAXD
10,395
52%
%

PART VXD  
N/A  
8.90%  
**N/A**  
**N/A**

DEATH

PRIMARY	PRIMARY + 1
3,597	3,833
18%	19.30%
%	%

**TOTAL FULLY VAXED %/#**

AL

PRIMARY + 1	PRIMARY + 2
18,941	<b>741</b>
18.40%	916
<b>487</b>	0.90%
%	<b>82</b>
%	%

UNVAXD
10,421
52%
<b>26</b>
%

PART VXD  
N/A  
9%  
**N/A**  
**N/A**

DEATHS

PRIMARY	PRIMARY + 1
3,616	3,907
18%	19.50%
<b>19</b>	<b>74</b>
%	%

**TOTAL FULLY VAXED %/#**

AL

UNVAXD

DEATH

PRIMARY + 1	PRIMARY + 2	UNVAXD	PART VXD	PRIMARY	PRIMARY + 1
19,545	1,057	10,445	N/A	3,635	3,981
18.80%	1%	51.70%	8.90%	18%	19.70%
<b>604</b>	<b>141</b>	<b>24</b>	<b>N/A</b>	<b>19</b>	<b>74</b>
<b>53.78%</b>	<b>12.55%</b>	<b>16.21</b>	<b>N/A</b>	<b>12.83%</b>	<b>50%</b>
<b>947</b>	<b>84.32%</b>	<b>TOTAL FULLY VAXED</b>			

AL

DEATH

PRIMARY + 1	PRIMARY + 2	UNVAXD	PRIMARY	PRIMARY + 1
20,441	1,252	10,466	<b>LESS</b>	
19.40%	1.20%	51.50%	3,540	4,142
%	%	<b>21</b>	17.40%	20.40%
		%	<b>-89</b>	%
		<b>TOTAL FULLY VAXED</b>		

AL

DEATH

PRIMARY + 1	PRIMARY + 2	UNVAXD	PART VXD	PRIMARY	PRIMARY + 1
	1037				
21,058	1,438	10,501	N/A	3,570	4,256
19.70%	1.30%	51.10%	%	17.40%	20.70%
<b>617</b>	<b>186</b>	<b>35</b>	<b>N/A</b>	<b>30</b>	<b>114</b>
<b>47.75%</b>	<b>14.39%</b>	<b>13.83%</b>	<b>N/A</b>	<b>11.85%</b>	<b>45.05%</b>
<b>1067</b>	<b>1,292</b>	<b>TOTAL DEATHS</b>		<b>218</b>	
	<b>82.58%</b>	<b>TOTAL FULLY VAXED</b>			

AL

DEATH

PRIMARY + 1	PRIMARY + 2	UNVAXD	PART VXD	PRIMARY	PRIMARY + 1
	1,103				
21,730	1,659	10,533	N/A	3,602	4,365
20.10%	1.50%	50.60%	%	17.3	21%
<b>672</b>	<b>221</b>	<b>32</b>	<b>N/A</b>	<b>32</b>	<b>109</b>
<b>49.70%</b>	<b>16.34%</b>	<b>13.97%</b>	<b>N/A</b>	<b>13.97%</b>	<b>47.59%</b>
<b>1,103</b>	<b>81.58%</b>	<b>TOTAL FULLY VAXED</b>		<b>197</b>	

AL

DEATH

PRIMARY + 1	PRIMARY + 2	UNVAXD	PART VXD	PRIMARY	PRIMARY + 1
	1,004				
22,313	1,840	10,567	N/A	3,639	4,489

20.40%	1.70%
<b>583</b>	<b>181</b>
<b>47.32%</b>	<b>14.69%</b>

**1,232**

**1,004**

**81.49%**

50.20%
<b>34</b>
<b>13.43%</b>

%

N/A

N/A

17.30%	21.30%
<b>37</b>	<b>124</b>
<b>14.62%</b>	<b>49.01%</b>

**TOTAL DEATHS**

**TOTAL FULLY VAXED**

**219**

**AL**

PRIMARY + 1	PRIMARY + 2
22,885	2,040
20.70%	1.80%
<b>572</b>	<b>200</b>
<b>50.53%</b>	<b>17.66%</b>

**1,132**

**961**

**84.89%**

UNVAXD
10,610
49.70%
<b>43</b>
<b>15.80%</b>

PART VXD

N/A

8.50%

N/A

N/A

**DEATH**

PRIMARY	PRIMARY + 1
3,670	4,612
17.20%	21.60%
<b>31</b>	<b>123</b>
<b>11.39%</b>	<b>45.22%</b>

**TOTAL DEATHS**

**TOTAL FULLY VAXED**

**229**

**AL**

PRIMARY + 1	PRIMARY + 2
23,377	2,232
20.90%	2%
<b>492</b>	<b>192</b>
<b>47.08%</b>	<b>18.37%</b>

**1,045**

**863**

UNVAXD
10,645
49.30%
<b>35</b>
<b>13.88%</b>

N/A

11.70%

N/A

N/A

**DEATH**

PRIMARY	PRIMARY + 1
3,699	4,727
17.10%	21.90%
<b>29</b>	<b>115</b>
<b>11.50%</b>	<b>28.96%</b>

**TOTAL DEATHS**

**TOTAL FULLY VAXED**

**217**

**AL**

PRIMARY + 1	PRIMARY + 2
23,909	2,444
21.2	2.2
<b>532</b>	<b>212</b>
<b>49.16%</b>	<b>19.59%</b>

**1,082**

**931 =**

**86%**

UNVAXD
10,673
48.90%
<b>28</b>
<b>11.96%</b>

N/A

8.30%

N/A

N/A

**DEATH**

PRIMARY	PRIMARY + 1
3,730	4,830
17.10%	22.1
<b>31</b>	<b>103</b>
<b>13.24%</b>	<b>44.01%</b>

**TOTAL DEATHS**

**TOTAL FULLY VAXED**

**206**

**AL**

PRIMARY + 1	PRIMARY + 2
25,966	3,287
22.20%	2.80%
<b>2,057</b>	<b>843</b>
<b>48.69%</b>	<b>19.95%</b>

UNVAXD
10,800
47.60%
<b>127</b>
<b>14.97%</b>

8.10%

**DEATH**

PRIMARY	PRIMARY + 1
3,821	5,209
16.80%	23%
<b>91</b>	<b>379</b>
<b>10.73%</b>	<b>44.69%</b>

3,596 4,224  
85%

TOTAL DEATHS  
TOTAL FULLY VAXED 721

AL

DEATH

PRIMARY + 1	PRIMARY + 2
%	%
%	%

UNVAXD	PART VXD	PRIMARY	PRIMARY + 1
%	%	%	%
%	%	%	%

= %

TOTAL DEATHS  
TOTAL FULLY VAXED FULLY VAXED

AL

DEATH

PRIMARY + 1	PRIMARY + 2
%	%
%	%

UNVAXD	PART VXD	PRIMARY	PRIMARY + 1
%	%	%	%
%	%	%	%

= %

TOTAL DEATHS  
TOTAL FULLY VAXED

AL

DEATH

PRIMARY + 1	PRIMARY + 2
%	%
%	%

UNVAXD	PART VXD	PRIMARY	PRIMARY + 1
%	%	%	%
%	%	%	%

= %

TOTAL DEATHS  
TOTAL FULLY VAXED

AL

DEATH

PRIMARY + 1	PRIMARY + 2
%	%
%	%

UNVAXD	PART VXD	PRIMARY	PRIMARY + 1
%	%	%	%
%	%	%	%

= %

TOTAL DEATHS  
TOTAL FULLY VAXED

AL

DEATH

PRIMARY + 1	PRIMARY + 2
-------------	-------------

UNVAXD	PART VXD	PRIMARY	PRIMARY + 1
--------	----------	---------	-------------

%	%
%	%
=	
%	

%	%	%	%
%	%	%	%
TOTAL DEATHS			
TOTAL FULLY VAXED			

AL

DEATH

PRIMARY + 1	PRIMARY + 2
%	%
%	%
=	
%	

UNVAXD	PART VXD	PRIMARY	PRIMARY + 1
%	%	%	%
%	%	%	%
TOTAL DEATHS			
TOTAL FULLY VAXED			

AL

DEATH

PRIMARY + 1	PRIMARY + 2
%	%
%	%
=	
%	

UNVAXD	PART VXD	PRIMARY	PRIMARY + 1
%	%	%	%
%	%	%	%
TOTAL DEATHS			
TOTAL FULLY VAXED			

AL

DEATH

PRIMARY + 1	PRIMARY + 2
%	%
%	%
=	
%	

UNVAXD	PART VXD	PRIMARY	PRIMARY + 1
%	%	%	%
%	%	%	%
TOTAL DEATHS			
TOTAL FULLY VAXED			

AL

DEATH

PRIMARY + 1	PRIMARY + 2
%	%

UNVAXD	PART VXD	PRIMARY	PRIMARY + 1
%	%	%	%

%	%
=	
%	

%	%	%	%
TOTAL DEATHS			
TOTAL FULLY VAXED			

AL

DEATH

PRIMARY + 1	PRIMARY + 2
%	%
%	%
=	
%	

UNVAXD	PART VXD	PRIMARY	PRIMARY + 1
%	%	%	%
%	%	%	%
TOTAL DEATHS			
TOTAL FULLY VAXED			

AL

DEATH

PRIMARY + 1	PRIMARY + 2
%	%
%	%
=	
%	

UNVAXD	PART VXD	PRIMARY	PRIMARY + 1
%	%	%	%
%	%	%	%
TOTAL DEATHS			
TOTAL FULLY VAXED			

AL

DEATH

PRIMARY + 1	PRIMARY + 2
%	%
%	%
=	
%	

UNVAXD	PART VXD	PRIMARY	PRIMARY + 1
%	%	%	%
%	%	%	%
TOTAL DEATHS			
TOTAL FULLY VAXED			

AL

DEATH

PRIMARY + 1	PRIMARY + 2
%	%
%	%
=	
%	

UNVAXD	PART VXD	PRIMARY	PRIMARY + 1
%	%	%	%
%	%	%	%
TOTAL DEATHS			
TOTAL FULLY VAXED			

FULL VXD
191
197
197
470
1088
1935
2795
2656

DEATHS				
UNVXD	NOT PRT	PART VXD	FULL VXD	
56	1	3	36	
48	3	5	30	
49	3	5	30	
63	2	4	54	
73	1	6	122	
136	3	12	312	
194	5	22	467	
214	5	20	458	






FULL VXD
35.20%
37.30%
58.75%
66.90%
66.79%
68.13%
61.95%

UNVXD	NOT PRT	PART VXD	FULL VXD	
58.30%	1%	3.10%	37.50%	
55.80%	3.40%	5.80%	34.80%	
51%	1.62%	3.25%	43%	
36.13%	0%	2.97%	60.39%	
29.37%	0.64%	2.59%	67.38%	
28.19%	0.72%	3.19%	67.87%	
30.70%	0.70%	2.86%	65.70%	









BOOST

1,494

10.00%

68

35.17%

**188**

BOOST

1,543

10.20%

49

28.00%

**210**

BOOST

1,616

10.50%

73

40.55%

**180**

BOOST

1,700

10.90%

84

48.80%

BOOST

1,835

11.60%

**135**

**53.14%**

BOOST

1,995

12.50%

**160**

**70.17**

BOOST

2,197

13.30%

202

41.05%

BOOST

2,677

15.10%

**480**

39.80%

1,204

BOOST

2,741

15.30%

**64**

**29.35%**

BOOST

3,059

16.70%

**318**

**77.18%**

BOOST

3,438

18.30%

**379**

**83%**

BOOST

3,676

19.10%

**238**

**53.72%**

**406**

N/A

N/A

N/A

N/A

**%**

**NEW**

**FULLY +2**

231

1.20%

**%**

**%**

**NEW**

**FULLY +2**

242

1.20%

%

%

**PRIMARY +2**

265

1.30%

%

**PRIMARY +2**

282

1.40%

%

**PRIMARY +2**

**114**

303

1.50%

**21**

%

%

**PRIMARY +2**

**124**

334

1.70%

**31**

**20.94%**

**%**

**PRIMARY +2**

372

1.80%

**%**

**%**

**PRIMARY +2**

218

446

2.20%

**74**

**29.24%**

**253**

**86%**

**PRIMARY +2**

197

502

2.40%

**56**

**24.46%**

**86%**

**PRIMARY +2**

219

560

2.70%

58

22.92

253

0.8656

**PRIMARY +2**

635

3%

75

27.57%

272

84.19%

**PRIMARY +2**

708

3.30%

73

28.96%

252

86%

**PRIMARY +2**

780

3.60%

72

30.76%

234

88%

**PRIMARY +2**

1,031


4.50%

251


28.40%




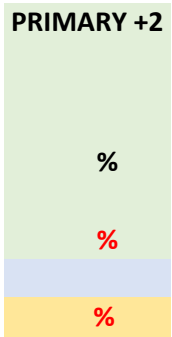
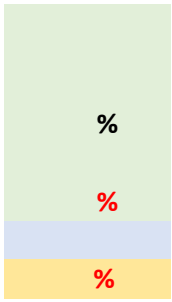
848  
85%

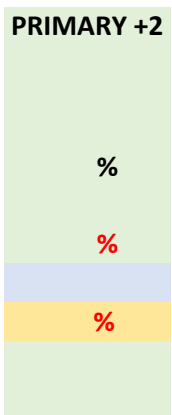

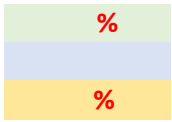


%



PRIMARY +2











\_\_\_\_\_

\_\_\_\_\_

\_\_\_\_\_

\_\_\_\_\_

\_\_\_\_\_

\_\_\_\_\_

\_\_\_\_\_





























Blue horizontal bar

Blue horizontal bar

Orange horizontal bar

Yellow horizontal bar

Yellow horizontal bar

Yellow horizontal bar

Yellow horizontal bar





























Blue horizontal bar

Blue horizontal bar

Orange horizontal bar

Yellow horizontal bar

Yellow horizontal bar

Yellow horizontal bar

Yellow horizontal bar



























Blue horizontal bar

Blue horizontal bar

Orange horizontal bar

Yellow horizontal bar

Yellow horizontal bar

Yellow horizontal bar

Yellow horizontal bar





























\_\_\_\_\_

\_\_\_\_\_

\_\_\_\_\_

\_\_\_\_\_

\_\_\_\_\_

\_\_\_\_\_

\_\_\_\_\_